
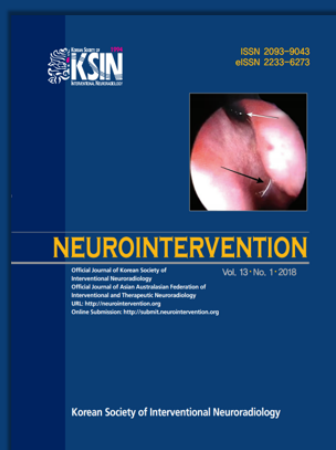



NEUROINTERVENTION

Celebrating 30 years of KSIN



1994

**Korean Society of
Interventional Neuroradiology
30th Anniversary**

2024

Korean Society of Interventional Neuroradiology

Neurointervention (Table of Contents) 2006-2024

Vol. 1 No1, 2006
1. Endovascular Treatment of Cerebral Aneurysms: Detachable Coils and General Principles. Han MH, Kwon BJ, Jung C, Shin SH, Cho JH. Department of Diagnostic Radiology, Seoul National University Hospital, Korea.
2. Atherosclerotic Carotid Stenosis: Recent Update of Carotid Stenting Kim HJ, Suh DC. Department of Radiology, Eulji University Hospital, Department of Radiology, Asan Medical Center, University of Ulsan, College of Medicine, Korea.
3. Interventional Recanalization Treatment of Acute Ischemic Stroke Lee DH. Department of Radiology, Asan Medical Center, University of Ulsan, College of Medicine, Korea.
4. Vein of Galen Aneurysmal Malformation: Treatment by Transarterial Venous Sac and Fistula Embolization Using Coils and Glue Kim DJ, Kim DI, Suh SH, Byun JS, Jung JY, Kim J, Kim EY. Department of Radiology, Yonsei University College of Medicine, Korea.
5. Congenital Intracranial Pial Arteriovenous Fistula Complicated with Congestive Heart Failure in Neonate: A Case Report Sheen SH, Jung C, Cho JH, Kwon BJ, Han MH. Department of Diagnostic Radiology, Seoul National University Hospital, Korea.
6. Traumatic Carotid Cavernous Fistula Caused by Intradural Aneurysm Rupture: A Case Report Cho JH, Jung C, Sheen SH, Kwon BJ, Han MH. Department of Diagnostic Radiology, Seoul National University Hospital, Korea.
7. Endovascular Management of Peripheral Lateral Posterior Choroidal Artery Aneurysm Associated with Moyamoya disease: Case Report and Review of the Literature Baik SK, Kim YS, Lee HJ, Kim IS, Kang DS. ¹ Department of Diagnostic Radiology, Kyungpook National University, Korea.
8. N-butyl Cyanoacrylate Embolization of Intracranial Mycotic Aneurysm: A Case Report Won YD, Kim BS, Yoo DS, Son HH, Kim KT, Kim DS. Department of Radiology, Catholic University of Korea, Korea.
9. Stent Assisted Coil Embolization of Unruptured Aneurysm Associated with Basilar Artery Fenestration: A Case Report Lim YC, Shin YS, Kim SY. Department of Neurosurgery, School of Medicine, Ajou University, Korea.
10. Embolization of Anterior Communicating Aneurysm associated with Interrupted Aortic Arch Suh SH, Kim DI, Kim DJ, Jung JY, Byun JS. Department of Radiology, Yonsei University College of Medicine, Korea.
11. Segmental Occlusion of Ruptured Internal Carotid Artery Dorsal Bleb Kang HS, Roh HG, Han MH. Department of Diagnostic Radiology, Seoul National University Hospital, Korea.
12. Rescue Balloon Reposition of the Protruding Coil Loops during Endovascular Treatment of An Anterior Communicating Artery Aneurysm: A Case Report Roh HG, Kang HS, Jeon P, Byun HS. Department of Radiology, Konkuk University Hospital, Seoul, Korea.
13. Ferromagnetic Artifact Due to Metallic Embolic Fragment after Endosaccular Coil Embolization: A Case

Report Jung C, Sheen SH, Cho JH, Kwon BJ, Han MH. Department of Diagnostic Radiology, Seoul National University Hospital, Korea.
14. Urgent Recanalization Using Stents for Acute Internal Carotid Artery Occlusion in Progressive Stroke Patients with Contralateral Chronic Carotid Occlusion Lee TH, Park KP, Choi CH, Kim HJ, Kim CW. Department of Diagnostic Radiology, Pusan National University Hospital, Pusan, Korea.

Vol. 2 No 1, 2007
1. Endovascular Treatment of Cerebral Aneurysms: Coiling Techniques Han MH, Kwon BJ, Jung C, Sheen SH, Cho JH. Department of Diagnostic Radiology, Seoul National University Hospital, Korea.
2. Perspectives on Fellowship Training Standard in Interventional Neuroradiology Roh HG. Department of Radiology, Konkuk University Hospital, Seoul, Korea.
3. Guideline for intra-arterial thrombolysis of hyperacute ischemic stroke patients: Preliminary Report Kim DJ. Department of Radiology, Yonsei University College of Medicine, Korea.
4. Guideline for Extracranial Carotid Stenting: Preliminary Report Suh SI. Department of Radiology, Korea University College of Medicine, Korea.
5. Guideline for Intracranial Stenting of Symptomatic Intracranial Artery Stenosis: Preliminary Report Lee BH. Department of Radiology, Eulji University Hospital, Korea.
6. Guideline for Management of Ruptured Aneurysm: Preliminary Report Lee MS. Department of Radiology, Yonsei University, Won Ju College of Medicine & Won Ju christian Hospital, Korea.
7. Guideline for Management of Unruptured Intracranial Aneurysms: Preliminary Report Kim KH. Department of Radiology, Samsung Medical Center, Sungkyunkwan University College of Medicine, Korea.
8. Giant Vertebrobasilar Junction Aneurysm Treated with Proximal Occlusion of Parent Artery Followed by Coil Embolization of Partially Thrombosed Aneurysm: A Case Report Kim BS, Ihn YK, Ahn KJ, Won YD, Song HH. Department of Radiology, The Catholic University of Korea, Korea.
9. Microcatheter-assisted Coil Embolization of Distal Vertebral Artery Wide-Necked Aneurysm: A Case Report Sheen SH, Jung C, Cho JH, Kwon BJ, Han MH. Department of Diagnostic Radiology, Seoul National University Hospital, Korea.
10. Experience of Neuroendovascular Therapy for Peripheral Aneurysm of The Superior Cerebellar Artery: A Case Report Koh JS, Yoo CW, Kim EJ, Kim GK. Department of Neurosurgery, KyungHee University East West Neo Medical Center, Korea.
11. Rupture Basilar Artery Dissection: Successful Treatment with Neuroform Stent Placement and Coil Embolization Kang HS, Roh HG, Han MH. Department of Diagnostic Radiology, Seoul National University Hospital, Korea.
12. Endovascular Treatment of Dural Sinus Malformation in Infant: A Case Report Jung C, Sheen SH, Cho JH, Kwon BJ, Han MH. Department of Diagnostic Radiology, Seoul National University

Hospital, Korea.
13. Coil Embolization of Spontaneous Vertebral Arteriovenous Fistula Associated with Neurofibromatosis Type 1: A Case Report Pyun HW, Kim DY, Huh MO, Yoo HM, Suh DC. Department of Radiology, Asan Medical Center, University of Ulsan College of Medicine, Korea.

Vol. 2 No 2, 2007
1. Mid-term Outcomes Comparison of Intracranial Aneurysms Treated with Polyglycolic Acid/ Lactide Copolymer-Coated Coils Versus Bare Platinum Coils Jung C, Han MH, Kang HS, Kwon BJ, Kim JE, Oh CW. Department of Diagnostic Radiology, Seoul National University Hospital, Korea.
2. Diffusion-Weighted MR Imaging after Carotid Artery Stenting Park JH, Kim EJ, Koh JS, Ryu CW, Choi WS. Department of Diagnostic Radiology, KyungHee University Medical Center, Korea
3. Transient Cortical Blindness following Cerebral Angiography : Case Report Hwang GJ, Park SQ, Kim SH, Kwon OK, Oh CW. Clinical Neuroscience Center, Seoul National University Bundang Hospital, Korea
4. Emergent Endovascular Treatment of Ruptured Dissecting Aneurysm of the Intradural Vertebral Artery Using a Self-Expandable Intracranial Stent and a Bioactive Hydrophilic coil Suh SI, Seol HY, Kim TK, Lee NJ, Kim JH, Kwon TH. Department of Radiology, Korea University College of Medicine, Korea.
5. Endovascular Treatment for a Persistent Trigeminal Artery Aneurysm Presenting as Isolated Sixth Nerve Palsy Kwon KH, Kim KH, Jeon P, Byun HS, Kim JS, Hong SC. Department of Radiology, Samsung Medical Center, Sungkyunkwan University School of Medicine, Seoul, Korea.
6. Transcranial Approach for Arterial Embolization of Dural Arteriovenous Fistula Within the Wall of the Superior Sagittal Sinus : A Case Report Koh JS, Ryu CW, Bang JS, Lee SW. Department of Diagnostic Radiology, KyungHee University Medical Center, Korea
7. Successful Treatment of Intracranial Small Pial Single-Channel Arteriovenous Fistula Using N-butyl Cyanoacrylate: Report of 2 Cases Chang HW, Kwon BJ, Han MH. Department of Diagnostic Radiology, Seoul National University Hospital, Korea.
8. Endovascular Treatment of Spinal Dural and Epidural Arteriovenous Fistula as Complication of Lumbar Surgery Hwang SH, Suh SH, Kim DI, Kim DJ. Department of Radiology, Yonsei University College of Medicine, Korea.
9. Subacute In-stent Thrombosis after Carotid Artery Stenting: A Case Report Kwon BJ, Chang HW, Han MH. Department of Diagnostic Radiology, Seoul National University Hospital, Korea.

Vol. 3 No 1, 2008
1. Problem Based Approach in Acute Ischemic Stroke Baik SK, Kim YS. Department of Diagnostic Radiology, Kyungpook National University, Daegu, Korea.
2. Intervention of Vascular Diseases of the Spine Kim DJ, Kim DI. Department of Radiology, Yonsei University College of Medicine, Korea.
3. Percutaneous Vertebroplasty: Considerations for the Safe Procedures Cha SH, Lee SY, Han GS. Department of Radiology, Chung Buk National University Hospital, Korea.
4. Epidural Steroid Injection. Lee JW, Kim SH. Department of Radiology, Seoul National University Bundang Hospital, Korea.
5. Early Rebleeding after Internal Trapping of a Ruptured Vertebral Artery Dissecting Aneurysm: A Case Report Seong HY, Kwon SC, Shin SH, Park JB, Kim Y, Sim HB, Lyo IU. Department of Neurosurgery, Ulsan University Hospital, University of Ulsan College of Medicine, Republic of Korea.
6. Delayed Subarachnoid Hemorrhage from an Embolized Unruptured Intracranial Aneurysm with Minor Recanalization: A Case Report Chang HW, Youn SW, Kwon BJ, Han MH. Department of Diagnostic Radiology, Seoul National University Hospital, Korea.
7. Endovascular Coil Embolization of Intracranial Aneurysm Complicated by Heparin-Induced Thrombocytopenia Ryu CW, Koh JS, Bang JS, Kim EJ Department of Radiology, KyungHee East-West Neomedical Center, Korea.
8. Delayed Pulmonary Edema after Coil Embolization in a Patient with Subarachnoid Hemorrhage: A Case Report Lee SM, Suh SH, Chung TS, Kim DI. Department of Radiology, Yonsei University College of Medicine, Korea.
9. A Perforator Originating from the Aneurysmal Dome: Image Artifact of 3D Digital Subtraction Angiogram Lim SM, Seo EK. Department of Radiology, Ewha Womans University, Mokdong Hospital, School of Medicine, Korea

Vol. 3 No 2, 2008
1. We Miss Our Teacher, Professor Pierre L. Lasjaunias Suh DC. Department of Radiology, Asan Medical Center, University of Ulsan College of Medicine, Korea
2. Treatment of Vertebrobasilar Artery Dissection Kim SY, Kim HS, Shin YS. Department of Radiology, Ajou University College of Medicine, Korea.
3. Intraarterial Thrombolysis for Central Retinal Artery Occlusion Kwon OK, Jung CK, Whang KJ, Kim BC, Jung EA, Han MH. Department of Neurosurgery, Clinical Neuroscience Center, Seoul National University Bundang Hospital, Korea.
4. Embolization of Cerebral Pial Arteriovenous Fistula Under Balloon-assisted Flow Control Using NBCA: a Case Report Yoo E, Kim DI, Kim DJ, Lee JW Department of Radiology, Severance Hospital, Yonsei University College of Medicine, Korea.

5. CT-guided Aspiration of Syringomyelia Involving Thoracic Spinal Cord: a Case Report Kim BS, Ahn KJ, Ihn YK, Won YD, Hong YK. Department of Radiology, The Catholic University of Korea, Seoul, Korea.
6. Aspiration Clot Removal by Manual Compression of Common Carotid Artery for Acute Internal Carotid Occlusion: a Case Report Sohn CH, Chang HW, Kwon BJ, Han MH. Department of Radiology, Seoul National University Hospital, Korea.
7. Dural Arteriovenous Fistula Involving Transverse Sinus: Successful Embolization Using Onyx® Lee DH, Ahn JS, Suh DC. Department of Radiology, Asan Medical Center, University of Ulsan College of Medicine, Korea
8. Coil Embolization of High-flow Pial Arteriovenous Fistula and Management of Hyperperfusion Syndrome: a Case Report Lim YC, Shin YS, Yoon SH. Department of Radiology, Asan Medical Center, University of Ulsan College of Medicine, Korea.
9. Spinal Epidural Arteriovenous Fistula Presented with Subdural Hematoma: a Case of Transarterial Embolization Using NBCA Youn SW, Han MH, Kwon BJ, Chang HW Department of Radiology, Korea University Anam Hospital, Korea.

Vol. 4 No 1, 2009
1. Recent Trends in the Treatment of Cerebral Aneurysms: Comparison between Endovascular Coil Embolization and Surgical Clipping Byun HS. Department of Radiology and Center for Imaging Science, Samsung Medical Center, Sungkyunkwan University School of Medicine, Korea.
2. Statistical Note on the Survival Analysis Kim JK, Suh DC. Department of Radiology, Asan Medical Center, University of Ulsan College of Medicine, Korea
3. Severe Atherosclerotic Cerebral Steno-occlusion in Koreans: Factors Related to Intracranial versus Extracranial Involvement Kim HJ, Choi BS, Choi JW, Kim SM, In HS, Kwon HJ, Kang BK, Chung SY, Suh DC. Department of Radiology, Asan Medical Center, University of Ulsan College of Medicine, Korea
4. Subtraction CT Angiography with Motion Correction for Detection of Intra- and Extra-cranial Vascular Lesions: Technical Considerations and Initial Experience Kim SJ, Hong H, Kim SM, Kim HJ, Lee JH, Suh DC. Department of Radiology, Asan Medical Center, University of Ulsan College of Medicine, Korea
5. Endovascular Treatment of Large Mycotic Aneurysm in Cavernous Internal Carotid Artery : A Case Report Shin SH, Suh DC, Park SO, Kwon JH, Choi SH, Kwon SC. Department of Radiology, Ulsan University Hospital, University of Ulsan College of Medicine, Korea.
6. A Case of Dural Arteriovenous Fistula of the Anterior Condylar Vein Cho YD, Kwon BJ, Park JC, Han MH. Department of Radiology, Seoul National University Hospital, Korea.
7. Growing Thrombosed Dissecting Aneurysm of the Vertebral Artery after Endovascular Proximal Artery Occlusion: the Role of the Vasa Vasorum Park JC, Kwon BJ, Cho YD, Han MH. Department of Radiology, Seoul National University Hospital, Korea.

<p>8. Endovascular Treatment of Idiopathic Intracranial Hypertension: A Case Report In HS, Choi BS, Choi JW, Lee DH, Suh DC. Department of Radiology, Asan Medical Center, University of Ulsan College of Medicine, Korea</p>

Vol. 4 No 2, 2009

<p>1. The Clinical Aspects of Subarachnoid Hemorrhage Park H, Park KW, Hwang SC, Kim BT. Department of Neurosurgery, Soonchunhyang University Bucheon Hospital, Korea.</p>
<p>2. Clinical Assessment in Stroke Patients: Introduction of Neurologic Stroke Scales Choi HY, Rhee HY, Kim SB, Shin WC. Department of Neurology, Kyunghee East-West Neomedical Center, College of Medicine, Kyung-Hee University, Korea.</p>
<p>3. The WingSpan Stent System for the Treatment of Intracranial Atherosclerotic Stenoses: A Single Center Experience Lee DH, Morsi H, Diaz Daza O, Arat A, Mawad ME. St. Luke's Episcopal Hospital Texas Heart Institute, Baylor College of Medicine, Houston, Texas, USA., Department of Radiology Research Institute of Radiology, Asan Medical Center, University of Ulsan College of Medicine, Korea.</p>
<p>4. Percutaneous Transluminal Angioplasty for Brain Ischemia due to Takayasu's Arteritis Kim HJ, Lee CS, Jang SW, Lee Y, Mun HS, Suh DC. Department of Radiology, Asan Medical Center, University of Ulsan College of Medicine, Korea</p>
<p>5. Sum of the Curve Indices for Estimating the Vascular Tortuousness of the Internal Carotid Artery Kim JK, Choi JW, Choi BS, Kim TI, Whang SM, Kim SJ, Suh DC. Department of Radiology, Asan Medical Center, University of Ulsan College of Medicine, Korea</p>
<p>6. Acetazolamide-Challenged Brain CT Perfusion before and after Carotid Stenting Kim HS, Kim EJ, Kim SY. Department of Diagnostic Radiology, Ajou University, School of Medicine, Korea.</p>
<p>7. The Present Status of Neurointerventional Angiographic Systems and Workers in Korea Ryu CW, Hwang SK, Jung HD, Park YS, Park MH, Kim HJ. ¹Department of Radiology, East-West Neo Medical Center, School of Medicine, Kyunghee University, Seoul, Korea.</p>
<p>8. Complication Associated with Onyx Embolization of Spinal Cord Arteriovenous Malformation Kim DJ, Kim BM, Suh SH, Kwon TH, Kim DI. Department of Radiology, Yonsei University College of Medicine, Korea.</p>
<p>9. Staged Y-shaped Stent Assisted Coil Embolization in a Wide-Neck Basilar Tip Aneurysm: Case Report Kim CH, Hong CK, Joo JY, Chung TS, Suh SH. Department of Radiology, Gangnam Severance Hospital, Yonsei University College of Medicine, Seoul, Korea.</p>
<p>10. Treatment of Ruptured Dissecting Aneurysm Associated with Fenestration of Vertebral Artery: A Case Report Kim MK, Byun JS, Hwang SN. Department of Radiology, Chung-Ang University Yongsan Hospital, College of Medicine, Seoul, Korea.</p>

Vol. 5 No 1, 2010

1. Comprehension of Two Modalities: Endovascular Coiling and Microsurgical Clipping in Treatment of Intracranial Aneurysms

Choi SS, Jeon SJ. Department of Radiology, Wonkwang University Hospital, Korea.

2. CT guided Epidural Steroid Injection

Lim SM, Lee CS, Seo N, Chae EY, Suh DC. Department of Radiology and Research Institute of Radiology, Asan Medical Center, University of Ulsan, College of Medicine, Korea.

3. Morphology of Cerebral Saccular Aneurysms Characterized by Neck Angle Measured in Cross Sectional Analysis

Ryu CW, Koh JS, Kim EJ. Department of Radiology, Kyunghee East-West Neo Medical Center, Kyunghee University, College of Medicine, Seoul, Korea.

4. Utility of Acetazolamide-challenged CT Perfusion in Patients with High-grade Carotid Stenosis

Kim HS, Kim SY. Department of Diagnostic Radiology, Ajou University, School of Medicine, Korea.

5. Persistent Trigeminal Artery with a Cerebellar Branch and Trigeminal-Cavernous Fistula from Ruptured Aneurysm: Transarterial Coil Embolization

Kim BM, Kim DI, Kwon TH. Department of Radiology, Severance Hospital, Yonsei University College of Medicine, Seoul, Korea.

6. Arteriovenous Fistula at Scalp: Rapid Progression After Embolization of Contralateral Facial Arteriovenous Malformation

Kim ET, Lee YJ, Park DW, Lee SR. Department of Radiology, Hanyang University College of Medicine, Korea.

7. Directly Retrieved Entire Clot from Forced Suction Thrombectomy Using the Penumbra System in Acute Middle Cerebral Artery Occlusion

Kang DH, Kim YS, Hwang YH. ¹Department of Neuroradiology, Daegu-Gyeongbuk Cardiocerebrovascular Center, Kyungpook National University, Daegu, Korea.

8. Life-threatening Blood-Brain Barrier Disruption after Coiling of Unruptured Intracranial Aneurysm: Role of Immediate Postembolization CT scanning

Kang DH, Kim YS, Park J. ¹Department of Neuroradiology, Daegu-Gyeongbuk Cardiocerebrovascular Center, Kyungpook National University, Daegu, Korea.

9. Hypoperfusion Infarctions of Unexpected Territories after Angioplasty of Intracranial Stenoses

Koh JS, Lee SH, Ryu CW, Kim EJ. Department of Neurosurgery, Kyunghee East-West Neo Medical Center, Kyunghee University, College of Medicine, Seoul, Korea.

10. Dural Arteriovenous Fistula at the Foramen Magnum with Holocord Myelopathy: Case Report

Lee JY, Cho YD, Kwon BJ, Han MH. Department of Radiology, Seoul National University College of Medicine, Seoul, Korea.

Vol. 5 No 2, 2010

1. Endovascular Management of the Wide-neck Aneurysms: the Applications of the Coils and Catheter

Ryu CW, Koh JS, Lee CY, Kim EJ. Department of Neurosurgery, Kyunghee East-West Neo Medical Center, Kyunghee University, College of Medicine, Seoul, Korea.

2. Anatomical Aspect of the Transfemoral Neuroendovascular Approach Kim BT, Shin DS. Department of Neurosurgery, Soonchunhyang University Bucheon Hospital, Korea.
3. Imaging of Distal Dural Ring Plane and Paraclinoid Internal Carotid Artery Aneurysms with 3D Rotational Angiography Lee D, Kim TH, Kim BS, Ihn YK, Won YD, Chung J, Shin YS, Lee KS. Department of Neurosurgery, Cheju Halla Hospital, Jeju, Korea.
4. Optimization of Exposure Condition and Photographic Techniques for Specimen and Devices in Neuroangiographic Suites Park S, Lim OK, Youn JH, Kim TI, Hwang SM, Kim HS, Shim J, Kim EH, Jeong YG, Lee HY, Kim B, Lee DH, Suh DC. Department of Radiology, University of Ulsan, College of Medicine, Asan Medical Center, Seoul, Korea.
5. Computational Flow Dynamics Study in Severe Carotid Bulb Stenosis with Ulceration Oh TS, Ko YB, Park ST, Yoon K, Lee SW, Park JW, Kim JL, Kim B, Park SO, Kim JS, Suh DC. Department of Radiology, University of Ulsan, College of Medicine, Asan Medical Center, Seoul, Korea.
6. Temporary Semi-Jailing Technique Avoiding Inevitable Antiplatelet Medication for Coil Embolization of Wide-necked Cerebral Aneurysms Lü PH, Kim JL, Shin JH, Kim SJ, Lee DH, Choi CG, Suh DC. Department of Radiology, University of Ulsan, College of Medicine, Asan Medical Center, Seoul, Korea.
7. Endovascular Treatment for Spontaneous Vertebral Arteriovenous Fistula in Neurofibromatosis Type 1: A Case Report Ihn YK, Jung WS, Kim BS. Department of Radiology, Catholic University of Korea, Seoul, Korea.
8. Endovascular Treatment for Isolated Dissecting Aneurysm of The Pericallosal Artery Presenting with Spontaneous Subarachnoid Hemorrhage: A Case Report Chang SK, Kim KH, Yoon DY, Kim EJ. ¹ Department of Radiology, Gangdong Sacred Hospital, Hallym University College of Medicine, Seoul, Korea.
9. Retinal Artery Occlusion after Carotid Angioplasty and Stenting: A Case Report Chang HW, Cho KH, Kim YC, Sohn SI, Sohn CH. Department of Radiology, Keimyung University Hospital, Daegu, Korea.

Vol. 6 No 1, 2011
1. Current Update on the Randomized Controlled Trials of Intracranial Aneurysms Yoon W. Department of Radiology, Chonnam National University Medical School, Gwangju, Korea.
2. Treatment Strategy Based on Multimodal Management Outcome of Cavernous Sinus Dural Arteriovenous Fistula (CSDAVF) Choi BS, Park JW, Kim JL, Kim SY, Park YS, Kwon HJ, Lee DH, Suh DC. Department of Radiology, University of Ulsan, College of Medicine, Asan Medical Center, Seoul, Korea.
3. Computational Flow Dynamics of the Severe M1 Stenosis Before and After Stenting Suh DC, Ko YB, Park ST, Yoon K, Lim OK, Oh JS, Jeong YG, Kim JS. Department of Radiology, University of Ulsan, College of Medicine, Asan Medical Center, Seoul, Korea.
4. Vascular Perforation During Coil Embolization of an Intracranial Aneurysm: the Incidence, Mechanism, and Clinical Outcome

Ryu CW, Lee CY, Koh JS, Choi SK, Kim EJ. ¹ Department of Radiology, School of Medicine, Kyung Hee University, Seoul, Korea.
5. Bilateral Inferior Petrosal Sinus Sampling by Unilateral Femoral Venous Approach Park JW, Park S, Kim JL, Lee HY, Shin JE, Hyun DH, Jang SW, Suh DC. Department of Radiology, University of Ulsan, College of Medicine, Asan Medical Center, Seoul, Korea.
6. Multiple Feeding Artery Pedicle Pseudoaneurysms in the Posterior Circulation: Association with Hemorrhage and AVM Lim SM, Cho YJ, Lee R. Department of Radiology, Ewha Womans University Mokdong Hospital, Seoul, Korea.
7. Delayed Herniation of Coil Loop and Spontaneous Reposition in a Superior Cerebellar Artery Aneurysm Sim KB, Park JK, Kwon OK, Park JC. Department of Neurosurgery, Jeju National University College of Medicine, Jeju, Korea.
8. Intracranial and Extracranial Fusiform Aneurysms in a Patient with Neurofibromatosis Type 1: A Case Report You MW, Kim EJ, Choi WS. Department of Radiology, Kyung Hee University Hospital, Seoul, Korea.
9. Total Occlusion of the Internal Carotid Artery by Subacute In-Stent Thrombosis and Subsequent Spontaneous Recanalization After Stent-Assisted Coil Embolization Lee CY, Ryu CW, Koh JS, Kim EJ. Department of Neurosurgery, Kyung Hee University Hospital at Gangdong, Seoul, Korea.

Vol. 6 No 2, 2011
1. Why should Neurointervention be indexed in International Databases? Huh S. Department of Parasitology, College of Medicine and Institute of Medical Education, Hallym University, Chuncheon, Korea.
2. Will Stem Cell Open up the New Realms of Neurointervention? Ryu CW. Department of Radiology, Kyung Hee University Hospital at Gangdong, Seoul, Korea.
3. Stent Application for the Treatment of Cerebral Aneurysms Kim BM, Kim DJ, Kim DI. Interventional Neuroradiology, Department of Radiology, Yonsei University College of Medicine Severance Hospital, Seoul, Korea.
4. Optimization of MR Parameters of 3D TOF-MRA for Various Intracranial Stents at 3.0T MRI Choi JW, Roh HG, Moon WJ, Chun YI, Kang CH. ¹ Department of Radiology, Konkuk University Medical Center, Konkuk University School of Medicine, Seoul, Korea.
5. Cerebral Artery Dissection: Spectrum of Clinical Presentations Related to Angiographic Findings Kwak JH, Choi JW, Park HJ, Chae EY, Park ES, Lee DH, Suh DC. Department of Radiology and Research Institute of Radiology, University of Ulsan, College of Medicine, Asan Medical Center, Seoul, Korea.
6. Direct Percutaneous Alcohol Sclerotherapy for Venous Malformations of Head and Neck Region without Fluoroscopic Guidance: Technical Consideration and Outcome Baek HJ, Hong JP, Choi JW, Suh DC. Department of Radiology and Research Institute of Radiology, University of Ulsan, College of Medicine, Asan Medical Center, Seoul, Korea.
7. The Use of Protection Device in Landmark-wire Technique of Symptomatic Subclavian Artery Occlusion with Combined Approach via Trans-femoral vs. Trans-brachial Arteries: Technical note

Park S, Kwak JH, Baek HJ, Park JW, Kim JS, Suh DC. Department of Radiology and Research Institute of Radiology, University of Ulsan, College of Medicine, Asan Medical Center, Seoul, Korea.
8. Z-Shaped Microcatheter Tip Shaping for Embolization of Aneurysms at the Proximal A1 Segment of the Anterior Cerebral Artery: A Technical Note Lee HY, Ahn JS, Suh DC, Lee DH. Department of Radiology and Research Institute of Radiology, University of Ulsan, College of Medicine, Asan Medical Center, Seoul, Korea.
9. Transvenous Embolization of Cavernous Sinus Dural Arteriovenous Fistula Using the Direct Superior Ophthalmic Vein Approach: A Case Report Ha JG, Jeong HW, In HS, Choi SJ. Department of Radiology, Busan Paik Hospital, Inje University College of Medicine, Busan, Korea.

Vol. 7 No 1, 2012
1. Safety and Efficacy of Mechanical Thrombectomy with Solitaire Stent Retrieval for Acute Ischemic Stroke: A Systematic Review Koh JS, Lee SJ, Ryu CW, Kim HS. Department of Neurosurgery, Kyung Hee University Hospital at Gangdong, Seoul, Korea.
2. Angioarchitecture of Spinal Dural Arteriovenous Fistula - Evaluation with 3D Rotational Angiography Suh DC, Kim HS, Baek HJ, Park JW, Kim KK, Rhim SC. Department of Radiology and Research Institute of Radiology, University of Ulsan, College of Medicine, Asan Medical Center, Seoul, Korea.
3. Outpatient (Same-day care) Neuroangiography and Neurointervention Jeong YG, Kim EH, Hwang SM, Lee GY, Kim JW, Choi YJ, Kwak JH, Suh DC. Department of Radiology and Research Institute of Radiology, University of Ulsan, College of Medicine, Asan Medical Center, Seoul, Korea.
4. Change of Platelet Reactivity to Antiplatelet Therapy after Stenting Procedure for Cerebral Artery Stenosis: VerifyNow Antiplatelet Assay before and after Stenting Lee DH, Kim HS, Kim SM, Kwon SU, Suh DC. Department of Radiology and Research Institute of Radiology, University of Ulsan, College of Medicine, Asan Medical Center, Seoul, Korea.
5. Usefulness of Stent Implantation for Treatment of Intracranial Atherosclerotic Stenoses Kim KS, Hwang DH, Ko YH, Kang IW, Lee ES, Han YM, Min SJ, Kim IS, Hur CW, Lui S, Lin T, You T, Shi H, Li L. Department of Radiology, Hallym University Hangang Sacred Heart Hospital, Seoul, Korea.
6. Initial Experience with Neuroform EZ in the Treatment of Wide-neck Cerebral Aneurysms Mangubat EZ, Johnson AK, Keigher KM, Lopes DK. Department of Neurosurgery, Rush University Medical Center, Chicago, Illinois, U.S.A.
7. Coincidental Occurrence of Acute In-stent Thrombosis and Iatrogenic Vessel Perforation During a Wingspan Stent Placement: Management with a Stent In-stent Technique Lee SJ, Shin HS, Lee SH, Koh JS. Department of Neurosurgery, Kyung Hee University Hospital at Gangdong, Seoul, Korea.
8. Rapidly Progressive Rhino-orbito-cerebral Mucormycosis Complicated with Unilateral Internal Carotid Artery Occlusion: A Case Report Bae MS, Kim EJ, Lee KM, Choi WS. ¹ Department of Radiology, Kyung Hee University Hospital, Kyung Hee University, School of Medicine, Seoul, Korea.
9. Foreign Body Removal by Snare Loop: During Intracranial Stent Procedure

Oh Y, Hwang DH, Ko YH, Kang IW, Kim IS, Hur CW. ¹Department of Radiology, Hallym University Hangang Sacred Heart Hospital, Seoul, Korea.

Vol. 7 No 2, 2012

1. Welcome to the New Members of the Editorial Board

Ryu CW. Department of Radiology, Kyung Hee University Hospital at Gangdong, Seoul, Korea.

2. Translational Research: Where Do We Go?

Kim NK, Suh DC. Departments of Radiology and Research Institute of Radiology, University of Ulsan, College of Medicine, Asan Medical Center, Seoul, Korea.

3. Evidence-Based Changes in Devices and Methods of Endovascular Recanalization Therapy

Jung C, Kwon BJ, Han MH. Department of Radiology, Seoul National University Bundang Hospital, Seongnam, Korea.

4. Silent Microembolism on Diffusion-Weighted MRI after Coil Embolization of Cerebral Aneurysms

Sim SY, Shin YS. Department of Neurosurgery, Seoul Paik Hospital, Inje University College of Medicine, Seoul, Korea.

5. Endovascular Embolization of Intracranial Aneurysms Using Bare Platinum Axiom™ Detachable Coils: Immediate and Short-Term Follow-up Results from a Multicenter Registry

Kim BM, Kim DJ, Jeon P, Yoon PH, Lee BH, Lee MS, Lee TH, Byun JS, Kim DI. Department of Radiology, Severance Hospital, College of Medicine, Yonsei University, Seoul, Korea.

6. Endovascular Treatment of Wide-necked Cerebral Aneurysms with an Acute Angle Branch Incorporated into the Sac: Novel methods of Branch Access in 8 Aneurysms

Kwon BJ, Seo DH, Ha YS, Lee KC. Department of Radiology, Kwandong University Myongji Hospital, Goyang, Korea.

7. Mechanism of Procedural Failure Related to Wingspan

Zhao LB, Park S, Lee D, Lee DH, Suh DC. Departments of Radiology and Research Institute of Radiology, University of Ulsan, College of Medicine, Asan Medical Center, Seoul, Korea.

8. Endovascular Intervention for Repositioning the Distal Catheter of Ventriculo-Atrial Shunt

Xu B, Chotai S, Yang K, Feng W, Zhang G, Li M, Qi S. Department of Neurosurgery, Southern Medical University, Nanfang Hospital, Guangzhou, China.

9. Lee CY, Ryu CW, Koh JS, Kim GK. Department of Neurosurgery, Kyung Hee University Hospital at Gangdong, Seoul, Korea.

Late Spontaneous Recanalization of Chronic Middle Cerebral Artery Occlusion

Vol. 8 No 1, 2013

1. A Myth Debunked: the Results of SYNTHESIS Expansion and IMS III

Ryu CW. Department of Radiology, Kyung Hee University Hospital at Gangdong, Seoul, Korea.

2. Comparison of Medical Education and Requirements for Training in the Interventional Neuroradiology in China, Japan and Korea

Zhao LB, Miyachi S, Shi HB, Suh DC. Department of Radiology and Research Institute of Radiology, University

of Ulsan, College of Medicine, Asan Medical Center, Korea.
<p>3. Long-term Outcomes of Drug-eluting Stents in Symptomatic Intracranial Stenosis</p> <p>Park S, Lee DG, Chung WJ, Lee DH, Suh DC. Department of Radiology and Research Institute of Radiology, University of Ulsan, College of Medicine, Asan Medical Center, Korea.</p>
<p>4. Transvenous Embolization of Cavernous and Paracavernous Dural Arteriovenous Fistula through the Facial Vein: Report of 12 Cases</p> <p>Kim MJ, Shin YS, Ihn YK, Kim BM, Yoon PH, Oh SY, Kim BS. Department of Neurosurgery, Seoul St. Mary's Hospital, The Catholic University of Korea, Seoul, Korea.</p>
<p>5. Computational Modeling with Fluid-Structure Interaction of the Severe M1 Stenosis Before and After Stenting</p> <p>Park S, Lee SW, Lim OK, Min I, Nguyen M, Ko YB, Yoon K, Suh DC. Department of Radiology and Research Institute of Radiology, University of Ulsan, College of Medicine, Asan Medical Center, Korea.</p>
<p>6. Trans-sphenoidal Approach to the Supraclinoid Internal Carotid Artery for Endovascular Access in a Cadaver</p> <p>Johnson AK, Holt HK, Serici AJ, Moftakhar R. Department of Neurological Surgery, Rush University Medical Center, Chicago, IL, USA.</p>
<p>7. A Unique Type of Dural Arteriovenous Fistula at Confluence of Sinuses Treated with Endovascular Embolization: A Case Report</p> <p>Gupta R, Miyachi S, Matsubara N, Izumi T, Naito T, Haraguchi K, Wakabayashi T. Department of Neurosurgery, Nagoya University Graduate School of Medicine, Nagoya, Aichi, Japan.</p>
<p>8. Acute Vertebral Artery Origin Occlusion Leading to Basilar Artery Thrombosis Successfully Treated by Angioplasty with Stenting and Intracranial Fibrinolysis</p> <p>Matsubara N, Miyachi S, Kojima T, Nakai Y. Department of Neurosurgery, Nagoya University Graduate School of Medicine, Nagoya, Aichi, Japan.</p>
<p>9. Coiling as Retreatment in Intracranial Aneurysm of de novo Formation or Regrowth: Case Report</p> <p>Kim ST, Jeong HW, Jeong YG, In HS. Department of Neurosurgery, Busan Paik Hospital, Inje University, Busan, Korea.</p>
<p>10. Captured Macro-embolus of Fractured Atheromatous Plaque by the Embolic Protection Device during Carotid Stent Assisted Angioplasty</p> <p>Kim MC, Bennett S, Farb R, Croul S, Lee SK. Department of Radiology, The University of Chicago, Chicago, IL, USA.</p>

Vol. 8 No 2, 2013
<p>1. Current Status of Neurointerventional Activities in Korea</p> <p>Lee YM, Hwang SM, Kim EH, Lee DG, Shim JH, Suh DC. Department of Radiology and Research Institute of Radiology, University of Ulsan, College of Medicine, Asan Medical Center, Korea.</p>
<p>2. Recent Update of Guidelines for Neurointerventional Procedures</p> <p>Shin SH, Kwon SC, Suh DC. ¹Department of Radiology, Ulsan University Hospital, University of Ulsan College of Medicine, Ulsan, Korea.</p>
<p>3. Clinical and Radiologic Results of Endovascular Coil Embolization for Cerebral Aneurysm in Young Patients</p>

Park HS, Kwon SC, Shin SH, Park ES, Sim HB, Lyo IU. Department of Neurosurgery, Ulsan University Hospital, University of Ulsan College of Medicine, Ulsan, Korea.
4. Recanalization of Acute Intracranial Artery Occlusion Using Temporary Endovascular Bypass Technique Suh SH, Lee KY, Seo KD, Lim SM, Roh HG, Kim BM. Department of Radiology, Gangnam Severance Hospital, Yonsei University, Seoul, Korea.
5. Endovascular Coil Embolization of Distal Anterior Cerebral Artery Aneurysms: Angiographic and Clinical Follow-up Results Park HS, Kwon SC, Kim MH, Park ES, Sim HB, Lyo IU. Department of Neurosurgery, Ulsan University Hospital, University of Ulsan College of Medicine, Ulsan, Korea.
6. Computational Fluid Dynamics of Intracranial and Extracranial Arteries using 3-Dimensional Angiography: Technical Considerations with Physician's Point of View Park ST, Yoon K, Ko YB, Suh DC. Department of Radiology and Research Institute of Radiology, University of Ulsan, College of Medicine, Asan Medical Center, Korea.
7. Neuroform-EZ Stent Modification for Facilitated Delivery during Intracranial Aneurysm Embosurgery Lesley WS, Patel DV. Department of Radiology, Division of Neuroradiology, Section of NeuroInterventional Surgery, Texas A&M University Health Sciences Center College of Medicine/Scott & White HealthCare, TX, USA.
8. Complex Coil Assisted Single Coil Embolization for Small Intracranial Aneurysm Yang MS, Yang TH, Ou CH, Chan SW, Chen TI, Yang CJ, Chiang CM, Huang WC. Department of Radiology, Taitung Mackay Memorial Hospital, Taitung, Taiwan.
9. Onyx Embolization of Dural Arteriovenous Fistula, using Scepter C Balloon Catheter: a Case Report Kim ST, Jeong HW, Seo J. Department of Neurosurgery, Busan Paik Hospital, School of Medicine, Inje University, Busan, Korea.
10. Safe Implementation of Mechanical Thrombectomy in Acute Stroke Patients with Major Arterial Occlusion and Concomitant Subdural Hematoma Kim YW, Kang DH, Hwang YH, Kim YS, Park SP. Department of Neurology, Kyungpook National University Hospital, Daegu, Korea.
11. Multimodal Imaging Follow-up of a Thrombosed Developmental Venous Anomaly: CT, CT Angiography and Digital Subtraction Angiography Yi KS, Cha SH, Min KS. Department of Radiology, Chungbuk National University Hospital, Cheongju, Korea.
12. Double Microcatheter-Assisted Coiling of a Basilar Artery Fenestration Aneurysm Vajpeyee A, Goyal G, Kant R, Mal N. GBH Amaerican Hospital Udaipur, Rajasthan, India.

Vol. 9 No 1, 2014

1. Considerations of Blood Properties, Outlet Boundary Conditions and Energy Loss Approaches in Computational Fluid Dynamics Modeling
Moon JY, Suh DC, Lee YS, Kim YW, Lee JS. Department of Radiology and Research Institute of Radiology, University of Ulsan, College of Medicine, Asan Medical Center, Seoul, Korea.
2. High-Resolution MRI of Intracranial Atherosclerotic Disease
Ryu CW, Kwak HS, Jahng GH, Lee HN. Department of Radiology, Gangdong Kyung Hee University Hospital, College of Medicine, Kyung Hee University, Seoul, Korea.

3. Manual Aspiration Technique to Retrieve a Prematurely Detached Coil during Cerebral Aneurysm Embolization Stidd DA, Johnson AK, Lopes DK. Department of Neurosurgery, Rush University Medical Center, Chicago, IL, USA.
4. Mechanical Thrombectomy Using the Solitaire FR system for Occlusion of the Top of the Basilar Artery: Intentional Detachment of the Device after Partial Retrieval Siu KL, Lee DG, Shim JH, Suh DC, Lee DH. Department of Radiology, Research Institute of Radiology, Asan Medical Center, University of Ulsan College of Medicine, Seoul, Korea.
5. Two Microcatheter Technique for Embolization of Arteriovenous Fistula with Liquid Embolic Agent Zhao LB, Shim JH, Lee DG, Suh DC. Department of Radiology, Research Institute of Radiology, Asan Medical Center, University of Ulsan College of Medicine, Seoul, Korea.
6. Aneurysm Coil Embolization Using a 1.5-Fr Distal Outer Diameter Microcatheter Stidd DA, Lopes DK, Chen M. Department of Neurosurgery, Rush University Medical Center, Chicago, IL, USA.
7. Preoperative Embolization of Cerebellar Hemangioblastoma with Onyx: Report of Three Cases Shin GW, Jeong HW, Seo JH, Kim ST, Choo HJ, Lee SJ. Department of Diagnostic Radiology, Busan Paik Hospital, Inje University, Busan, Korea.
8. Conjoined Stent Technique for Radiation Induced Long Segment Carotid Stenosis and Pseudoaneurysm Vajpayee A, Goyal G, Kant R. Advanced Neurocare Institute, GBH American Hospital, Udaipur-Rajasthan, India.
9. Cerebral Infarction Caused by a Tortuous Subclavian Artery: a Case Report Lee KE, Jeong EH, Yu HJ, Choi SS, Rhim JK, Kwon KW, Roh SY. Department of Neurology, Bundang Jesaeng General Hospital, Seongnam, Korea.

Vol. 9 No 2, 2014
1. Clinical Practice Guideline for the Management of Intracranial Aneurysms Jeong HW, Seo JH, Kim ST, Jung CK, Suh SI. Department of Radiology, Busan Paik Hospital, Inje University, Busan, Korea.
2. Anesthetic Consideration for Neurointerventional Procedures Joung KW, Yang KH, Shin WJ, Song MH, Ham K, Jung SC, Lee DH, Suh DC. Department of Radiology and Research Institute of Radiology, University of Ulsan, College of Medicine, Asan Medical Center, Seoul, Korea.
3. Spontaneous Internal Carotid Artery Occlusion and Rapid Cerebral Aneurysm Progression: Case Series and Literature Review Saaquib B, Valerie T, David N, Chen M. Departments of Neurological Surgery and Neurological Sciences, Rush University Medical Center, Chicago, IL, USA.
4. Angiographic and Clinical Result of Endovascular Treatment in Paraclinoid Aneurysms Kwon WH, Jeong HW, Kim ST, Seo JH. Department of Neurosurgery, Good Samsun Hospital, Busan, Korea.
5. A Study Design to Evaluate Association between Smoking and Intracranial Atherosclerotic Stenosis Liu H, Lee DG, Jung SC, Koo HJ, Kim EH, Hwang SM, Kim BJ, Kim Y, Cho HJ, Kim MJ, Baek SH, Jeon SB, Kim JS, Suh DC. Department of Radiology and Research Institute of Radiology, University of Ulsan, College of Medicine, Asan Medical Center, Seoul, Korea.

6. Successful Mechanical Thrombectomy in a 2-Year-Old Male Through a 4-French Guide Catheter Stidd DA, Lopes DK. Department of Neurosurgery, Rush University Medical Center, Chicago, IL, USA.
7. Forced Arterial Suction Thrombectomy of Septic Embolic Middle Cerebral Artery Occlusion Due to Infective Endocarditis: an Illustrative Case and Review of the Literature Kim JM, Jeon JS, Kim YW, Kang DH, Hwang YH, Kim YS. Department of Neurology, Kyungpook National University Hospital, Daegu, Korea.
8. Rapid Progression of Symptomatic Vertebrobasilar Artery Dissection on Magnetic Resonance Imaging: A Case Report. Kim HS, Kwak HS, Hwang SB, Chung GH. Department of Neurosurgery, IS Hallym Medical Center, Incheon, Korea.

Vol. 10 No 1, 2015
1. 20-Year History of Korean Society of Interventional Neuroradiology (KSIN) Yoo Dong Won, Nam Joon Lee.
2. Recommendations for Carotid Stenting in Korea Hyuk Won Chang, Shang Hun Shin, Sang-il Suh, Hae Woong Jeong, Dae Chul Suh.
3. Endovascular Treatment of Intracranial Vertebral Artery Dissecting Aneurysms: Follow up Angiographic and Clinical Results of Endovascular Treatment in Serial Cases Gi Won Shin, Hae Woong Jeong
4. Adjuvant Tirofiban Injection Through Deployed Solitaire Stent As a Rescue Technique After failed Mechanical Thrombectomy in Acute Stroke Jung Hwa Seo, Hae Woong Jeong, Sung Tae Kim, Eun-Gyu Kim
5. Persistent Aneurysm Growth Following Pipeline Embolization Device Assisted Coiling of a Fusiform Vertebral Artery Aneurysm: A Word of Caution! Mena Kerolus, Manish K. Kasliwal, Demetrius K. Lopes
6. Trans-arterial Onyx Embolization of a Functional Thoracic Paraganglioma Tatiana Chacón-Quesada, Gustavo J. Rodriguez, Alberto Maud, Luis Ramos-Duran, Alireza Torabi, Tamara Fitzgerald, Nassim Akle, Salvador Cruz Flores, Todd Trier
7. Transient Cortical Blindness Following Vertebral Angiography: A Case Report Lai Wan Lo, Ho Fung Chan, Ka Fai Ma, Lik Fai Cheng, Tony KT Chan

Vol. 10 No 2, 2015
1. Previous and Recent Evidence of Endovascular Therapy in Acute Ischemic Stroke Dongbeum Song, A-Hyun Cho
2. Failure of Flow Diverter Treatment of Intracranial Aneurysms Related to the Fetal-type Posterior Communicating Artery Anderson Chun On Tsang, Arthur Man Yuen Fung, Frederick Chun Pong Tsang, Gilberto Ka Kit Leung, Raymand Lee, Wai Man Lui

3. Microembolism after Endovascular Treatment of Unruptured Cerebral Aneurysms: Reduction of its Incidence by Microcatheter Lumen Aspiration Dae Yoon Kim, Jung Cheol Park, Jae Kyun Kim, Yu Sub Sung, Eun Suk Park, Jae Hyuk Kwak, Choong-Gon Choi, Deok Hee Lee
4. Feasibility of the Transradial or the Transbrachial Approach in Various Neurointerventional Procedures Dong Geun Lee, Deok Hee Lee, Jae Ho Shim, Dae Chul Suh
5. Enlarged Parent Artery Lumen at Aneurysmal-Neck Segment in Wide-Necked Distal Internal Carotid Artery Aneurysms Jong Won Lee, Jung Min Woo, Ok Kyun Lim, Ye-eun Jo, Jae Kyun Kim, Eun Sang Kim, Deok Hee Lee
6. Does a Low-wall Coverage Stent Have a Flow Diverting Effect in Small Aneurysms? Hairi Liu, Jooae Choe, Seung Chul Jung, Yunsun Song, Ku Hyun Yang, Kye Jin Park, Hae Won Goo, Won Hyong Park, Dae Chul Suh

Vol. 11 No 1, 2016
1. Medical Problems during Participation of Medical Congress - A Long Trip to Val D'Isere from Korea Darlene Park, Minjae Kim, Ga Young Lee, Ku Hyun Yang, Hye Sun Park, Dae Chul Suh
2. Promotion of Neurointervention to International Journal Based on Journal Metrics Sun Huh
3. Pipeline Embolization Device for Large/Giant or Fusiform Aneurysms: An Initial Multi-Center Experience in Korea Byung Moon Kim, Yong Sam Shin, Min Woo Baik, Deok Hee Lee, Pyoung Jeon, Seung Kug Baik, Tae Hong Lee, Dong-Hoon Kang, Sang-il Suh, Jun Soo Byun, Jin-Young Jung, Kihun Kwon, Dong Joon Kim, Keun Young Park, Bum-soo Kim, Jung Cheol Park, Seong Rim Kim, Young Woo Kim, Hoon Kim, Kyungil Jo, Chang Hyo Yoon, Young Soo Kim
4. Arterial Wall Imaging in Symptomatic Carotid Stenosis: Delayed Enhancement on MDCT Angiography Su Min Ha, Sang-il Suh, Woo-Keun Seo, Hae Young Seol
5. Easy Advancement of a Large-Profile Microcatheter (Excelsior XT27™) by Parallel Use of Two Microguidewires For Stent Delivery Yudhi Adrianto, Ku Hyun Yang, Hae-Won Koo, Wonhyoung Park, Jung Cheol Park, Deok Hee Lee
6. Hemodynamic Characteristics Regarding Recanalization of Completely Coiled Aneurysms: Computational Fluid Dynamic Analysis Using Virtual Models Comparison Wonhyoung Park, Yunsun Song, Kye Jin Park, Hae-Won Koo, Kuhyun Yang, Dae Chul Suh
7. Outpatient Day-care Neuroangiography and Neurointervention of Unruptured Intracranial Aneurysms Hairi Liu, Danbi Park, Sun Moon Hwang, Ga Young Lee, Ok Kyun Lim, Minjae Kim, Deok Hee Lee, Wonhyoung Park, Hae-Won Koo, Kuhyun Yang, Dae Chul Suh
8. Delayed Intracerebral Hemorrhage from a Pseudoaneurysm Following a Depressed Skull Fracture Pouya Nazari, Manish K. Kasliwal, Joshua T. Wewel, Sumeet G. Dua, Michael Chen
9. Progressive Deconstruction of a Distal Posterior Cerebral Artery Aneurysm Using Competitive Flow Diversion Andrew K. Johnson, Lee A. Tan, Demetrius K. Lopes, Roham Moftakhar
10. Duplicated Origin of the Left Vertebral Artery: A Case Report and Embryological Review

Seunguk Jung, Cheolkyu Jung, Yun Jung Bae, Byung Se Choi, Jae Hyoung Kim
11. Successful Cross-circulation Stent-Retriever Embolectomy Through Posterior Communicating Artery for Acute MCA Occlusion by Using Trevo XP ProVue Seul Kee Kim, Byung Hyun Baek, Tae Wook Heo, Woong Yoon
12. A tiny bleb at Junctional Dilatation of the Posterior Communicating Artery as a Predisposing Factor for Development of a De Novo Aneurysm Kuhyun Yang, Wonhyoung Park, Hae-Won Koo, Dae Chul Suh

Vol. 11 No 2, 2016
1. Altitude Stress During Participation of Medical Congress Soon Bae Kim, Jong Sung Kim, Sang Jun Kim, Su Hee Cho, Dae Chul Suh
2. Patient Radiation Exposure During Diagnostic and Therapeutic Procedures for Intracranial Aneurysms: A Multicenter Study Yon Kwon Ihn, Bum-Soo Kim, Jun Soo Byun, Sang Hyun Suh, Yoo Dong Won, Deok Hee Lee, Byung Moon Kim, Young Soo Kim, Pyong Jeon, Chang-Woo Ryu, Sang-il Suh, Dae Seob Choi, See Sung Choi, Jin Wook Choi, Hyuk Won Chang, Jae-Wook Lee, Sang Heum Kim, Young Jun Lee, Shang Hun Shin, Soo Mee Lim, Woong Yoon, Hae Woong Jeong, Moon Hee Han
3. Cost-Effectiveness Analysis of Endovascular Coiling versus Neurosurgical Clipping for Intracranial Aneurysms in Republic of Korea Hyuk Won Chang, Shang Hun Shin, Sang Hyun Suh, Bum-soo Kim, Myung Ho Rho
4. Anatomical Variations of Cerebral MR Venography: Is Gender Matter? Gourav Goyal, Rambir Singh, Nikhil Bansal, Vimal Kumar Paliwal
5. Comparison Between Balloon-Assisted and Stent-Assisted Technique for Treatment of Unruptured Internal Carotid Artery Aneurysms Keun Young Park, Byung Moon Kim, Dong Joon Kim
6. Monoplane 3D Overlay Roadmap versus Conventional Biplane 2D Roadmap Technique for Neurointerventional Procedures Dong-Kyu Jang, David A. Stidd, Sebastian Schafer, Michael Chen, Roham Moftakhar, Demetrius K. Lopes
7. Mechanical Solitaire Thrombectomy with Low-Dose Booster Tirofiban Injection Duck-Ho Goh, Sung-Chul Jin, Hae Woong Jeong, Sam Yeol Ha
8. Prediction of Prolonged Hemodynamic Instability During Carotid Angioplasty and Stenting Jong Kook Rhim, Jin Pyeong Jeon, Jeong Jin Park, Hyuk Jai Choi, Young Dae Cho, Seung Hun Sheen, Kyung-Sool Jang
9. Renal Subcapsular Hematoma after Intravenous Thrombolysis in a Patient with Acute Cerebral Infarction Yun Kyung La, Ji Hwa Kim, Kyung-Yul Lee
10. Dual Stent-Assisted Coil Embolization for Fusiform Aneurysm Arising From Persistent Trigeminal Artery Gordhan Ajeet, Dickinson John

Vol. 12 No 1, 2017

1. Summary of 12th Asian Australasian Federation of Interventional and Therapeutic Neuroradiology (AAFITN 2016) Prijo Sidipratomo, Cindy Sadikin
2. In Vitro Quantification of the Radiopacity of Onyx during Embolization Yuan Yuan Jiang, Ye-eun Jo, Jung Min Woo, Ok Kyun Lim, Changmo Hwang, Jun Young Maeng, Jieun Kim, Namkug Kim, Deok Hee Lee
3. Treatment of Intracranial Aneurysms with Flow Re-direction Endoluminal Device - A Single Centre Experience with Short-term Follow-up Results Neeraj Ramesh Mahboobani, Wing Ho Chong, Samuel Siu Kei Lam, Jimmy Chi Wai Siu, Chong Boon Tan, Yiu Chung Wong
4. Alberta Stroke Program Early CT Score in the Prognostication after Endovascular Treatment for Ischemic Stroke: A Meta-analysis Chang-Woo Ryu, Hee Shup Shin, Soonchan Park, Sang Hyun Suh, Jun Seok Koh, Hye-Yeon Choi
5. Bench-top Comparison of Physical Properties of 4 Commercially-Available Self-Expanding Intracranial Stents Su-hee Cho, Won-il Jo, Ye-eun Jo, Ku Hyun Yang, Jung Cheol Park, Deok Hee Lee
6. A Case of Ruptured Blood Blister-like Aneurysm Treated with Pipeline Embolization Device: Clinical Significance of Fetal-type Posterior Communicating Artery Ki-Su Park, Dong-Hun Kang, Won-Soo Son, Jaechan Park, Young-Sun Kim, Byung Moon Kim
7. Forced Arterial Suction Thrombectomy Using Distal Access Catheter in Acute Ischemic Stroke Ho-Cheol Lee, Dong-Hun Kang, Yang-Ha Hwang, Yong-Sun Kim, Yong-Won Kim
8. Dural Arteriovenous Fistula Manifested as Rapid Progressive Dementia Successfully Treated by Endovascular Embolization Only Heewon Hwang, Yun Kyung La, Min Seok Baek, Kyoungwon Baik, Sang Hyun Suh, Won-Joo Kim
9. Cortical versus Pial Venous Drainage in Dural Arteriovenous Fistula Sang Hun Lee, Dae Chul Suh
10. Transdural Segment of the Radicular Vein in Spinal Dural Arteriovenous Fistula Su Hee Cho, Dae Chul Suh

Vol. 12 No 2, 2017
1. A Meta-Analysis of Observational Evidence for the Use of Endovascular Thrombectomy in Proximal Occlusive Stroke Beyond 6 Hours in Patients with Limited Core Infarct James Wareham, Kevin Phan, Shelley Renowden, Alex M Mortimer
2. Mobile Real-time Tracking of Acute Stroke Patients and Instant, Secure Inter-team Communication - the Join App Stephan A. Munich, Lee A. Tan, Danilo M. Nogueira, Kiffon M. Keigher, Michael Chen, R. Webster Crowley, James J. Conners, Demetrius K. Lopes
3. The Annual Trends between Neurointerventional and Neurosurgical Procedures in Korea: Analysis using HIRA Data from 2010 to 2016 Sang Hyun Suh
4. Usefulness of the Pipeline Embolic Device for Large and Giant Carotid Cavernous Aneurysms

Shigeru Miyachi, Ryo Hiramatsu, Hiroyuki Ohnishi, Ryokichi Yagi, Toshihiko Kuroiwa
5. Optimal Guiding Catheter Length for Endovascular Coiling of Intracranial Aneurysms in Anterior Circulation in Era of Flourishing Distal Access System Zhen Yu Jia, Sang Hun Lee, Young Eun Kim, Joon Ho Choi, Sun Moon Hwang, Ga Young Lee, Jin Ho Youn, Deok Hee Lee
6. Effectiveness of Preradiosurgical Embolization with NBCA for Arteriovenous Malformations - Retrospective Outcome Analysis in a Japanese Registry of 73 Patients (J-REAL study) 7. Shigeru Miyachi, Takashi Izumi, Tetsu Satow, Kittipong Srivatanakul, Yasushi Matsumoto, Tomoaki Terada, Yuji Matsumaru, Hiro Kiyosue,
8. Visualization of Soft Tissue Venous Malformations of Head and Neck with 4D Flow Magnetic Resonance Imaging Ji Ye Lee, Dae Chul Suh
9. Improving Forward Infusion Pressure during Brain Tumor Embolization with the Double Catheter and Coil Technique Sam Dayawansa, Sneha Konda, Walter S. Lesley, Patrick T. Noonan, Jason H. Huang
10. An Unusual Case of Bilateral Meralgia Paresthetica Following Femoral Cannulations Seong-il Oh, Eung Gyu Kim, Sang Jin Kim
11. Dementia and Parkinsonism-a Rare Presentation of Intracranial Dural Arteriovenous Fistulae Manoj Gopinath, Chinmay Nagesh, K Santhosh, ER Jayadevan

Vol. 13 No 1, 2018
1. Towards More Readable and Citable Journal Jin Soo Lee, Dong Joon Kim, Chang-Woo Ryu
2. Temporal Changes in Care Processes and Outcomes for Endovascular Treatment of Acute Ischemic Stroke: Retrospective Registry Data from Three Korean Centers Jin Soo Lee, Seong-Joon Lee, Ji Man Hong, Jin Wook Choi, Jeong-Ho Hong, Hyuk-Won Chang, Chang-Hyun Kim, Yong-Won Kim, Dong-Hun Kang, Yong-Sun Kim, Bruce Ovbiagele, Andrew M. Demchuk, Yang-Ha Hwang, Sung-Il Sohn
3. Cell free DNA: A Novel Predictor of Neurological Outcome after Intravenous Thrombolysis and/or Mechanical Thrombectomy in Acute Ischemic Stroke Patients Atulabh Vajpeyee, Teddy Wijatmiko, Manisha Vajpeyee, Onjal Taywade
4. The Combined Use of Intraluminal and Intracapsular Flow Diversion for the Treatment of Intracranial Aneurysms: Report of 25 Cases Pervinder Bhogal, Muhammad AlMatter, Victoria Hellstern, Oliver Ganslandt, Hansjörg Bänzner, Hans Henkes, Marta Aguilar-Pérez
5. Treatment of Intracranial Aneurysms with the Pipeline Embolization Device Only: a Single Center Experience Maus Volker, Mpotsaris Anastasios, Borggreffe Jan, Abdullayev Nuran, Liebig Thomas, Dorn Franziska, Stavrinou Pantelis, Chang De-Hua, Kabbasch Christoph
6. Adjuvant Coil Assisted Glue Embolization of Vein of Galen Aneurysmal Malformation in Pediatric Patients Dong Joon Kim, Dae Chul Suh, Byung Moon Kim, Dong Ik Kim

7. Diagnosis of Cerebral Aneurysm Via Magnetic Resonance Angiography Screening: Emphasis on Legal Responsibility Increases False Positive Rate Su-hee Cho, Ji-ye Lee, Kyeong-hwa Ryu, Dae Chul Suh
8. Symptomatic Post Endarterectomy Common Carotid Artery Pseudoaneurysm Treated with Combination of Flow Diverter Implantation and Carotid Stenting Michael Young, Greg Imbarrato, Ajeet Gordhan
9. Kinking of Flow Diverter in a Giant Wide-Necked Supraclinoid Internal Carotid Artery Aneurysm Soumik Das, Arun Kumar Gupta, Arvinda Hanumathapura Ramalingiah
10. MRI Vessel Wall Imaging and Treatment of an Aneurysm at the Atlanto-Axial Segment of an Aberrant Vertebral Artery Tsang Chun On Anderson, Yeung Wan Lung Ryo, Mak Ka Fung, Lui Wai Man
11. Delayed Endovascular Coil Extrusion Presenting as a Foreign Body of the Throat: a Case Report Anup Singh, Kapil Sikka, Nishchint Jain, Leve Joseph Devarajan

Vol. 13 No 2, 2018
1. The 16th Summer Intensive Course & the EACON 2018 Sangil Suh, Byung Moon Kim
2. New Pathophysiological Considerations on Cerebral Aneurysms Keun-Hwa Jung
3. Endovascular Treatment in Acute Ischemic Stroke: A Nationwide Survey in Korea Kwon-Duk Seo, Sang Hyun Suh
4. Characteristic Signs on T2*-Based Imaging and Their Relationship with Results of Reperfusion Therapy for Acute Ischemic Stroke: A Systematic Review and Evidence to Date Hak Cheol Ko, Chang-Woo Ryu, Seong Jong Yun, Jun Seok Koh, Hee Sup Shin, Eui Jong Kim
5. Contact Aspiration versus Stent-Retriever Thrombectomy for Distal Middle Cerebral Artery Occlusions in Acute Ischemic Stroke: Meta-Analysis Kevin Phan, Julian Maingard, Hong Kuan Kok, Adam A Dmytriw, Sourabh Goyal, Ronil Chandra, Duncan Mark Brooks, Vincent Thijs, Hamed Asadi
6. Patient Radiation Dose in Neurointerventional Radiologic Procedure: A Tertiary Care Experience Kittipong Riabroi, Khanin Khanungwanitkul, Prasert Wattanapongpitak, Anchali Krisanachinda, Keerati Hongsakul
7. <i>In Vitro</i> Evaluation of Fusiform-Shaped Stents for Wide-Neck Intracranial Aneurysm Treatment Zhen Yu Jia, Yuan Yuan Jiang, Jung Min Woo, Seon Moon Hwang, Ok Kyun Lim, Tae Il Kim, Jung Cheol Park, Hee Sun Lee, Eun Sang Kim, Deok Hee Lee
8. Low-Dose Prasugrel in Patients with Resistance to Clopidogrel for the Treatment of Cerebral Aneurysms Dongwhane Lee, Yunsun Song, Minkyu Han, Danbi Park, Dae Chul Suh
9. Low-Dose Prasugrel in Treatment of Cerebral Aneurysms Hyun-Seung Kang
10. First Human Evaluation of Endothelial Healing after a Pipeline Flex Embolization Device with Shield Technology Implanted in Posterior Circulation Using Optical Coherence Tomography

Boris Pabón Guerrero, Carlos Díaz Pacheco, Ahmed Saied, Krishna Joshi, Claudio Rodríguez, Mario Martínez-Galdámez, Demetrius K. Lopes
11. Internal Carotid Artery Reconstruction with a "Mega Flow Diverter": First Experience with the 6×50 mm DERIVO Embolization Device Mario Martínez-Galdámez, Claudio Rodríguez, Antonio Hermosín, Eduardo Crespo-Vallejo, Gonzalo Monedero, Juan Chaviano, Bin Zheng
12. Endovascular Treatment of Idiopathic Intracranial Hypertension with Stenting of the Transverse Sinus Stenosis Shigeru Miyachi, Ryo Hiramatsu, Hiroyuki Ohnishi, Kenkichi Takahashi, Toshihiko Kuroiwa
13. Author Correction: Treatment of Intracranial Aneurysms with the Pipeline Embolization Device Only: a Single Center Experience Volker Maus, Anastasios Mpotsaris, Jan Borggrefe, Nuran Abdullayev, Thomas Liebig, Franziska Dorn, Pantelis Stavrinou, De-Hua Chang, Christoph Kabbasch
14. Author Correction: MRI Vessel Wall Imaging and Treatment of an Aneurysm at the Atlanto-Axial Segment of an Aberrant Vertebral Artery Chun On Anderson Tsang, Wan Lung Ryo Yeung, Ka Fung Mak, Wai Man Lui

Vol. 14 No 1, 2019
1. Protection of Personal Information in Medical Journal Publications Sun Huh
2. Embryological Consideration of Dural AVFs in Relation to the Neural Crest and the Mesoderm Michihiro Tanaka
3. Influence of Anesthesia Type on Outcomes after Endovascular Treatment in Acute Ischemic Stroke: Meta-Analysis Chulho Kim, Sung-Eun Kim, Jin Pyeong Jeon
4. Efficiency of Air Bubble Removal in Preparation of Low-Profile Angioplasty Balloon Catheter: Bench-Top Comparison of Six Methods Joon-Ho Choi, Seon Moon Hwang, Deok Hee Lee
5. External Ventricular Drainage before Endovascular Treatment in Patients with Aneurysmal Subarachnoid Hemorrhage in Acute Period: Its Relation to Hemorrhagic Complications Yong Cheol Lim, Yu Shik Shim, Se-yang Oh, Myeong Jin Kim, Keun Young Park, Joonho Chung
6. Cigarette Smoking Preferentially Affects Intracranial Vessels in Young Males: A Propensity-Score Matching Analysis Yunsun Song, Dongwhane Lee, Dae Chul Suh, Joong-goo Kim, Jae Kyun Kim, Minkyu Han, Hairi Liu, Lingbo Zhao, Eun Hye Kim, Sung Chul Jung, Dong-geun Lee, Hyun Jung Koo, Min-ju Kim, Seunghee Baek, Seon Moon Hwang, Bum Joon Kim, Yeon-Jung Kim, Hong-Jun Cho, Sang Joon Kim, Sang-Beom Jeon, Jong S. Kim
7. Efficacy of Percutaneous Sclerotherapy in Low Flow Venous Malformations - A Single Center Series Saima Ahmad
8. Commentary to: Efficacy of Percutaneous Sclerotherapy in Low Flow Venous Malformations - A Single Center Series Jongmin Lee

9. Objective Assessment of Arterial Steal Phenomenon in Direct Carotid Cavernous Fistula Using 2D Parametric Parenchymal Blood Flow Analysis Nada Elsaid, Ahmed Saied, Krishna Joshi, Jessica Nelson, John Baumgart, Demetrius Lopes
10. Low-dose Prasugrel in Patients with Resistance to Clopidogrel for the Treatment of Cerebral Aneurysms: Follow-up of over 6 Months Dongwhane Lee, Yunsun Song, Jae Ho Shin, Dae Chul Suh

Vol. 14 No 2, 2019
1. 2019 Update of the Korean Clinical Practice Guidelines of Stroke for Endovascular Recanalization Therapy in Patients with Acute Ischemic Stroke Sang-Bae Ko, Hong-Kyun Park, Byung Moon Kim, Ji Hoe Heo, Joung-Ho Rha, Sun U. Kwon, Jong S. Kim, Byung-Chul Lee, Sang Hyun Suh, Cheolkyu Jung, Hae Woong Jeong, Dong-Hun Kang, Hee-Joon Bae, Byung-Woo Yoon, Keun-Sik Hong
2. Comparison of Long Term Prognosis between Carotid Endarterectomy versus Stenting; A Korean Population-Based Study Using National Insurance Data Kwon-Duk Seo, Kyung-Yul Lee, Sang Hyun Suh
3. Current Status of Clinical Diagnosis and Genetic Analysis of Hereditary Hemorrhagic Telangiectasia in South Korea: Multicenter Case Series and a Systematic Review Donghyun Kim, Eul-Ju Seo, Yun Sun Song, Chong Hyun Suh, Jong Won Kim, Dong Joon Kim, Dae Chul Suh
4. Dichotomizing Level of Pial Collaterals on Multiphase CT Angiography for Endovascular Treatment in Acute Ischemic Stroke: Should It Be Refined for 6-Hour Time Window? Ho Geol Woo, Cheolkyu Jung, Leonard Sunwoo, Yun Jung Bae, Byung Se Choi, Jae Hyoung Kim, Beom Joon Kim, Moon-Ku Han, Hee-Joon Bae, Seunguk Jung, Sang-Hoon Cha
5. Clinical Impact of Intracerebral Hemorrhage after Hyperacute Extracranial Stenting in Patients with Ischemic Stroke Je Hong Min, Seong-Joon Lee, Ji Man Hong, Jin Wook Choi, Dong-Hun Kang, Yong-Won Kim, Yong-Sun Kim, Jeong-Ho Hong, Joonsang Yoo, Chang-Hyun Kim, Sung-Il Sohn, Yang-Ha Hwang, Jin Soo Lee
6. Off-Label Application of Pipeline Embolization Device for Intracranial Aneurysms Buqing Liang, Walter S. Lesley, Timothy M. Robinson, Wencong Chen, Ethan A. Benardete, Jason H. Huang
7. Ticagrelor Use in Indian Patients Undergoing Neuroendovascular Procedures: A Single Center Experience Vivek Karan, Devashish Vyas, Vikram Bohra, Vikram Huded
8. Alternative Transcarotid Approach for Endovascular Treatment of Acute Ischemic Stroke Patients: A Case Series Hanna Styczen, Daniel Behme, Amelie Carolina Hesse, Marios Nikos Psychogios
9. Endovascular Thrombectomy for Distal Occlusion Using a Semi-Deployed Stentriever: Report of 2 Cases and Technical Note Yue Wan, I-Hsiao Yang, Emanuele Orru, Timo Krings, Anderson Chun On Tsang
10. Recent Trend for Endovascular Treatment in Patients with Acute Ischemic Stroke: Balloon Guide Catheter Chong Hyun Suh, Young-Jun Lee

Vol. 15 No 1, 2020
1. Thanks to the Reviewers of the <i>Neurointervention</i> Dae Chul Suh
2. Where Did the Dura Mater Come from? Dae Chul Suh
3. Sclerotherapy for Venous Malformations of Head and Neck: Systematic Review and Meta-Analysis Lucio De Maria, Paolo De Sanctis, Karthik Balakrishnan, Megha Tollefson, Waleed Brinjikji
4. Endovascular Treatment for Intracranial Aneurysms: A Nationwide Survey in Korea Jung-Jae Kim, Kwang-Chun Cho, Woo Sang Jung, Sang Hyun Suh
5. Safety and Effectiveness of Percutaneous Low-Dose Thrombin Injection for Femoral Puncture Site Pseudoaneurysms in Neurointervention: Single-Center Experience 6. Jae Ho Shin, Yunsun Song, Jae Jon Sheen, Dongwhane Lee, Jaewoo Chung, Ga Young Lee, Hyunhee Jeong, Seongsik Han, Joon Ho Choi, Seon Moon Hwang, Deok Hee Lee
7. Direct Brachial Approach for Acute Basilar Artery Occlusion: Technical Note and Preliminary Clinical Experience Teishiki Shibata, Masahiro Oomura, Yusuke Nishikawa, Mitsuhiro Mase
8. Transcarotid Mechanical Thrombectomy for Embolic Intracranial Large Vessel Occlusion after Endovascular Deconstructive Embolization for Carotid Blowout Syndrome Chi-Ju Lu, Yen-Heng Lin, Chung-Wei Lee
9. Commentary to: Transcarotid Mechanical Thrombectomy for Embolic Intracranial Large Vessel Occlusion after Endovascular Deconstructive Embolization for Carotid Blowout Syndrome Dong Joon Kim
10. Commentary to: Ticagrelor Use in Indian Patients Undergoing Neuroendovascular Procedures: A Single-Center Experience Harsh Deora, Amit Agrawal, Luis Rafael Moscote-Salazar
11. Commentary to: External Ventricular Drainage before Endovascular Treatment in Patients with Aneurysmal Subarachnoid Hemorrhage in Acute Period: Its Relation to Hemorrhagic Complications Harsh Deora, Rafael Martinez-Perez, Amit Agrawal, Luis Rafael Moscote-Salazar
12. Analysis of the Occurrence of Major Hemorrhagic Incidents in Patients with Low-Dose Aspirin Usage in Korean Populations – Does Low-Dose Aspirin Really Increase the Risk of Bleeding? Tae Gon Kim, Sang Heum Kim

Vol. 15 No 2, 2020
1. International Survey on Criteria for Training and Accreditation in Interventional Neuroradiology Yunsun Song, Minjae Kim, Michael Söderman, Dae Chul Suh, René van den Berg
2. Direct Common Carotid Artery Puncture: Rescue Mechanical Thrombectomy Strategy in Acute Ischemic Stroke Cetin Kursad Akpınar, Erdem Gurkas, Ozlem Aykac, Yusuf Inanc, Semih Giray, Atilla Ozcan Ozdemir
3. Low-Dose Fluoroscopy Protocol for Diagnostic Cerebral Angiography Yunsun Song, Seongsik Han, Byung Jun Kim, Seong Heum Oh, Jin Su Kim, Tae Il Kim, Deok Hee Lee
4. Carotid Artery Stenting and Its Impact on Cognitive Function: A Prospective Observational Study

Avinash N Gupta, Amit A Bhatti, Mudasir M Shah, Niranjana P Mahajan, Divya K Sadana, Vikram Huded
5. The Comaneci Device for Entering an Acute-Angled Small Feeder during Cerebral Arteriovenous Malformation Embolization: A Novel Technique to Support Microcatheterization Lars Wessels, Joost de Vries, Hieronymus D. Boogaarts
6. Stent-Jack Technique for Ruptured Vertebral Artery Dissecting Aneurysm Involving the Origin of Posterior Inferior Cerebellar Artery Toshitsugu Terakado, Yasunobu Nakai, Go Ikeda, Kazuaki Tsukada, Sho Hanai, Kazuki Akutagawa, Haruki Igarashi, Takahiro Konishi, Masanari Shiigai, Kazuya Uemura
7. Mechanical Thrombectomy for Large Vessel Occlusion via the Transbrachial Approach: Case Series Yuichiro Tsuji, Takanori Miki, Hiroto Kakita, Kimitoshi Sato, Takashi Yoshida, Fuminori Shimizu
8. Delayed Spontaneous Thrombosis of Neglected Direct Carotid-Cavernous Fistula: A Case Report Sarvesh Tiwari, Pawan Kumar Garg, Pushpinder Singh Khara, Santosh Babu K.B, Taruna Yadav, Binit Sureka
9. Cerebral Angiography: The First Small Step for the Neurointerventionist Jae Ho Shin
10. Obituary: John Ching-Kwong Kwok George Kwok Chu Wong

Vol. 15 No 3, 2020
1. Canine Model for Selective and Superselective Cerebral Intra-Arterial Therapy Testing Kevin M. Camstra, Visish M. Srinivasan, Dalis Collins, Stephen Chen, Peter Kan, Jeremiah Johnson
2. Bench-Top Comparison of Three Different Types of Stents Used for Treatment of Intracranial Atherosclerotic Stenosis Jung-soo Park, Hyo Sung Kwak, Jin-Woo Kim
3. Arterial Steal to the Penumbra Area in Patients with Acute MCA Occlusion: A Quantitative Angiographic Analysis René van den Berg, Jenna J. Wildeman, Olvert A. Berkhemer, Rogier V. Immink, Henk A. Marquering, Charles B.L.M. Majoie, Dagmar Verbaan, Ed T. van Bavel
4. Carotid Artery Angioplasty and Stenting for Carotid Stenosis: A Single-Center Experience from Saudi Arabia Hussein Algahtani, Bader Shirah, Abdullah S. Alghamdi, Ahmad Subahi, Saeed A. Alqahtani, Abdulrahman Alshamy
5. Syringomyelia Associated with Spinal Dural Arteriovenous Fistula: Clinical and Radiological Improvement after Embolization Rakesh Singh, Narayan Deshmukh, Rakesh Lalla, Satish Khadilkar
6. A Case of Coincidental Free Floating Thrombus in the Vertebral Artery in a Patient Presenting with an Anterior Circulation Stroke and Literature Review Hosam Al-Jehani, May Adel Alhamid, Yousef Alkhalaf, Faisal Alabbas
7. Delayed Proximal Flow Diverting Stent Migration in a Ruptured Intracranial Aneurysm: A Case Report Wittawat Takong, Chai Kobkitsuksakul
8. Garbled and Incoherent Text Messages Are a Sign of Acute Ischemic Stroke: A New Sign of Aphasia in the Era of Chat Applications

Chai Kobkitsuksakul, Bandit Sirilert, Apisit Boongird
9. Embolization of an Exophytic Posterior Neck Mass Secondary to a Cutaneous Renal Cell Carcinoma Metastasis Dallas E. Kramer, Mena G. Kerolus, Lee A. Tan, Smita Patel, Vijaya Reddy, Michael Chen
10. Recent Radiation Reduction Strategies for Neurointerventionists Jae Ho Shin
11. Title Correction: Transcarotid Mechanical Thrombectomy for Embolic Intracranial Large Vessel Occlusion after Endovascular Deconstructive Embolization for Carotid Blowout Syndrome Chi-Ju Lu, Yen-Heng Lin, Chung-Wei Lee
12. Title Correction: Commentary to: Transcarotid Mechanical Thrombectomy for Embolic Intracranial Large Vessel Occlusion after Endovascular Deconstructive Embolization for Carotid Blowout Syndrome Dong Joon Kim

Vol. 16 No 1, 2021
1. Thanks to the Reviewers of the <i>Neurointervention</i> Dae Chul Suh
2. Intracranial Stenting; the Current Landscape Dong Joon Kim
3. Summary of the 14th Asian Australasian Federation of Interventional and Therapeutic Neuroradiology (AAFITN 2020): The Year 2020 with COVID-19, Another Chance for a New Leap
4. Obesity and Stroke: Does the Paradox Apply for Stroke? Gabriel A Quiñones-Ossa, Carolina Lobo, Ezequiel Garcia-Ballestas, William A Florez, Luis Rafael Moscote-Salazar, Amit Agrawal
5. A Multicenter Survey of Acute Stroke Imaging Protocols for Endovascular Thrombectomy Byungjun Kim, Sung-Hye You, Seung Chai Jung
6. Assessment of Blood Clot Composition by Spectral Optical Coherence Tomography: An <i>In Vitro</i> Study Yonghong Ding, Mehdi Abbasi, Ahmed M. Eltanahy, Daniel R. Jakaitis, Daying Dai, Ramanathan Kadirvel, David F. Kallmes, Waleed Brinjikji
7. Elevated Red Blood Cell Distribution Width May Be a Novel Independent Predictor of Poor Functional Outcome in Patients Treated with Mechanical Thrombectomy Cetin Kursad Akpınar, Erdem Gurkaş, Ozlem Aykac, Zehra Uysal, Atilla Ozcan Ozdemir
8. Metagenomics Analysis of Thrombus Samples Retrieved from Mechanical Thrombectomy Atulabh Vajpeyee, Puneet Singh Chauhan, Swapnil Pandey, Shivam Tiwari, Lokendra Bahadur Yadav, Akhilesh Kumar Shrotri, Manisha Vajpeyee
9. Staged Approach for Stent-Assisted Coiling of Cerebral Aneurysms after Failure of Initial Intra-Saccular Catheterization Abdulrahman Hamad Al-Abdulwahhab, Deok Hee Lee, Yunsun Song, Dae Chul Suh
10. Trends in Utilization of Preoperative Embolization for Spinal Metastases: A Study of the National Inpatient Sample 2005–2017 Waseem Wahood, Alex Yohan Alexander, Yagiz Ugur Yolcu, Waleed Brinjikji, David F. Kallmes, Giuseppe Lanzino, Mohamad Bydon

11. Low-Dose 3D Rotational Angiography in Measuring the Size of Intracranial Aneurysm: <i>In Vitro</i> Feasibility Study Using Aneurysm Phantom Hee Jong Ki, Bum-soo Kim, Jun-Ki Kim, Jai Ho Choi, Yong Sam Shin, Yangsean Choi, Na-Young Shin, Jinhee Jang, Kook-jin Ahn
12. Pull-Through Buddy Wire Technique for Endovascular Thrombectomy in Patients with Acute Ischemic Stroke: Technical Note Pin-Yi Chiang, Yen-Heng Lin, Yu-Cheng Huang, Chung-Wei Lee
13. Peri-Aneurysmal Brain Edema in Native and Treated Aneurysms: The Role of Thrombosis Valeria Onofrj, Donatella Tampieri, Alessandro Cianfoni, Elisa Ventura
14. Lessons Learned from a Fulminant Case of Reversible Cerebral Vasoconstriction Syndrome: Past Medical History Misleads the Diagnosis and Intra-Arterial Milrinone Offers Diagnostic Utility Paul J Alapatt, Ajay Panwar, Gigy Varkey Kuruttukulam, Kaushik Sundar
15. Successful Endovascular Treatment of Cerebral Venous Thrombosis with a Novel, Larger Aspiration Catheter (REACT): A Case Report Kaushik Sundar, Sabharisundarvel Paulraj, Shuvro Roy Choudhury, Haseeb Hassan, Judhajit Sengupta, Sanjib Kumar Pattari
16. Commentary to: Garbled and Incoherent Text Messages Are a Sign of Acute Ischemic Stroke: A New Sign of Aphasia in the Era of Chat Applications Hyungjong Park

Vol. 16 No 2, 2021
1. Factors Contributing to an Efficacious Endovascular Treatment for Acute Ischemic Stroke in Asian Population Jin Soo Lee, Yang-Ha Hwang, Sung-Il Sohn
2. Unruptured Paraclinoid Carotid Aneurysms Occur More Frequently in Younger Ages Reo Kawaguchi, Shigeru Miyachi, Tomotaka Ohshima, Naoki Matsuo
3. Prevalence of Unruptured Intracranial Aneurysms: A Single Center Experience Using 3T Brain MR Angiography Jae Ho Kim, Kyung-Yul Lee, Sang Woo Ha, Sang Hyun Suh
4. Endovascular Treatment of Intracranial Aneurysms Using the Novel Low Profile Visualized Intraluminal Support EVO Stent: Multicenter Early Feasibility Experience Michelle Foo, Julian Maingard, Jonathan Hall, Yifan Ren, Goran Mitreski, Lee-Anne Slater, Ronil Chandra, Winston Chong, Ashu Jhamb, Jeremy Russell, Hong Kuan Kok, Mark Brooks, Hamed Asadi
5. Microcatheter Stabilization Technique Using Partially Inflated Balloon for Coil Embolization of Paraclinoid Aneurysms Yunsun Song, Boseong Kwon, Abdulrahman Hamad Al-abdulwahhab, Ricky Gusanto Kurniawan, Dae Chul Suh
6. Impact of Intravenous Aspirin Administration on Ventriculostomy-Associated Hemorrhage in Coiled Acute Subarachnoid Hemorrhage Patients David Evans, Richard Flood, Owain Davies, James Wareham, Alex Mortimer
7. Long Vascular Sheaths for Transfemoral Neuroendovascular Procedures in Children

Adam A. Dmytriw, Winston Ha, Suzanne Bickford, Kartik Bhatia, Manohar Shroff, Peter Dirks, Prakash Muthusami
8. Rescue Maneuver of Migrated Coil Using the ERIC Device after Previous Attempts with Conventional Stentriever Miguel Schüller-Arteaga, Jorge Galván-Fernández, Paloma Jiménez-Arribas, Leonor Nogales-Martin, Carlos Rodríguez-Arias, Mario Martínez-Galdámez
9. Balloon-Assistance for the Transcirculation Access of a Remodeling Balloon for Coiling of Wide-Necked Aneurysms: Report of Two Cases Madan Mohan Balaguruswamy, Ezaz Mohamed, Krishnan Vijayan, Chaitanya S Juluri, Karuppannaswamy Madeswaran
10. Electrothermal Coil Detachment Failure in Flow Diverter-Assisted Coiling of a Small Blister Aneurysm: Technical Considerations and Possible Solutions Gwynedd E. Pickett, Adela Cora
11. Scepter-Mini Balloon Assisted Coil Embolization of an Intracranial Arterial Aneurysm in a Child with PHACE Syndrome <i>via</i> a Persistent Trigeminal Artery Bharathi Dasan Jagadeesan, Coridon Quinn IV, Kamran Masood, Andrew Grande, Ramachandra Prasad Tummala
12. Unrecognized Ruptured Intracranial Aneurysm Presenting as Cerebral Vasospasm-Induced Ischemic Stroke: A Case Report Joong-Goo Kim, Chul-Hoo Kang, Jay Chol Choi, Jong-Kook Rhim
13. Vertebral Artery Dissecting Aneurysm Causing Central Apnea's Syndrome: A Case Report Yong Woo Shim, Jung Hyun Park, Sung-Tae Kim, Jin Wook Baek, Hyun Gon Lee, Jung Hae Ko, Sung Hwa Paeng, Se Young Pyo, Sung-Chul Jin, Hae Woong Jeong, Young Gyun Jeong
14. Usefulness of Computed Tomographic Perfusion Imaging for Appropriate Diagnosis of Acute Cerebral Vessel Occlusion in Case of Anatomic Variations of the Circle of Willis Jeyanthan Charles James, Daniel Richter, Laura Tomaske, Ruth Schneider, Carsten Lukas, Felix Kaemmerer, Ralf Gold, Christos Krogias
15. Endovascular Treatment of Cavernous Sinus Dural Arteriovenous Fistula <i>via</i> Radial Artery and Median Cubital Vein Wen Nian Tan, Arvin Rajadurai, Dhayal Balakrishnan
16. Ethic Statement Correction: Pull-Through Buddy Wire Technique for Endovascular Thrombectomy in Patients with Acute Ischemic Stroke: Technical Note Pin-Yi Chiang, Yen-Heng Lin, Yu-Cheng Huang, Chung-Wei Lee
17. Ethic Statement Correction: Successful Endovascular Treatment of Cerebral Venous Thrombosis with a Novel, Larger Aspiration Catheter (REACT): A Case Report Kaushik Sundar, Sabharisundarvel Paulraj, Shuvro Roy Choudhury, Haseeb Hassan, Judhajit Sengupta, Sanjib Kumar Pattari

Vol. 16 No 3, 2021

- | |
|--|
| 1. Unruptured Intracranial Aneurysm: Screening, Prevalence and Risk Factors
Bum-soo Kim |
|--|

2. Neurointervention in the Era of COVID-19: Korean Nationwide Survey, Literature Review, and Recommendations Woong Jae Lee, Jun Soo Byun
3. Ten Years of Clinical Evaluation of the Woven EndoBridge: A Safe and Effective Treatment for Wide-Neck Bifurcation Aneurysms Laurent Pierot
4. Silk® Flow Diverter Device for Intracranial Aneurysm Treatment: A Systematic Review and Meta-Analysis William A Florez, Ezequiel Garcia-Ballestas, Gabriel Alexander Quiñones-Ossa, Tariq Janjua, Subhas Konar, Amit Agrawal, Luis Rafael Moscote-Salazar
5. Retrospective Multicenter INdian Study of Derivo Embolization Device (REMIND): Periprocedural Safety Niranjan Prakash Mahajan, Mudasir Mushtaq, Amit Bhatti, Sukalyan Purkayastha, Nitin Dange, Mathew Cherian, Vipul Gupta, Vikram Huded
6. Monitoring Radiation Doses during Diagnostic and Therapeutic Neurointerventional Procedures: Multicenter Study for Establishment of Reference Levels Yon-Kwon Ihn, Bum-soo Kim, Hae Woong Jeong, Sang Hyun Suh, Yoo Dong Won, Young-Jun Lee, Dong Joon Kim, Pyong Jeon, Chang-Woo Ryu, Sang-il Suh, Dae Seob Choi, See Sung Choi, Sang Heum Kim, Jun Soo Byun, Jieun Rho, Yunsun Song, Woo Sang Jeong, Noah Hong, Sung Hyun Baik, Jeong Jin Park, Soo Mee Lim, Jung-Jae Kim, Woong Yoon
7. Embolization Tactics of Spinal Epidural Arteriovenous Fistulas Abdulrahman Hamad Al-Abdulwahhab, Yunsun Song, Boseong Kwon, Dae Chul Suh
8. CaRotid Artery Filtering Technique (CRAFT): A Technique for Carotid Artery Stenting with Intrinsic Embolic Protection Michelle Foo, Yifan Ren, Jay Gajera, Christen D Barras, Hong Kuan Kok, Ashu Jhamb, Hussein Abbouchie, Julian Maingard, Duncan Mark Brooks, Hamed Asadi
9. Use of Distal Intracranial Catheters for Better Working View of Cerebral Aneurysms Hidden by Parent Artery or Its Branches: A Technical Note Ehab Mahmoud, Samuel Lenell, Christoffer Nyberg, Ljubisa Borota
10. Adjustment of Malpositioned Woven EndoBridge Device Using Gooseneck Snare: Complication Management Technique Krishna Amuluru, Fawaz Al-Mufti, Daniel H. Sahlein, John Scott, Andrew Denardo
11. Direct Superior Ophthalmic Vein Approach to Treat Anterior Condylar Confluence Dural Arteriovenous Fistula Rasmiranjan Padhi, Sathish Kandasamy, Balasenthil Kumaran, Naci Kocer, Harshith Karmadhari
12. Treatment of In-Stent Stenosis Following Flow Diversion of Intracranial Aneurysms with Cilostazol and Clopidogrel Ehsan Dowlati, Kory B. Dylan Pasko, Jiaqi Liu, Charles A. Miller, Daniel R. Felbaum, Samir Sur, Jason J. Chang, Ai-Hsi Liu, Rocco A. Armonda, Jeffrey C. Mai
13. PulseRider Treated Aneurysm with Significant Artifact on Postoperative Magnetic Resonance Angiography: A Case Report and Literature Review Anthony V. Nguyen, Laura K. Reed, Walter S. Lesley
14. Cascade of Complications Following Carotid Body Tumor Excision Pawan K Garg, Sarbesh Tiwari, Tushar S Ghosh, Surendra Patel, Ankur Sharma, Pushpinder S Khera
15. Ethic Statement Correction: Peri-Aneurysmal Brain Edema in Native and Treated Aneurysms: The Role of

Thrombosis Valeria Onofrj, Donatella Tampieri, Alessandro Cianfoni, Elisa Ventura
16. Fund Correction: Unrecognized Ruptured Intracranial Aneurysm Presenting as Cerebral Vasospasm-Induced Ischemic Stroke: A Case Report Joong-Goo Kim, Chul-Hoo Kang, Jay Chol Choi, Jong-Kook Rhim

Vol. 17 No 1, 2022
1. Thanks to the Reviewers of the <i>Neurointervention</i> Sang Hyun Suh
2. Imaging in Acute Anterior Circulation Ischemic Stroke: Current and Future Hyun Jeong Kim, Hong Gee Roh
3. Comparison of Visual Outcomes of Ophthalmic Artery Aneurysms Treated with Microsurgical Clipping and Endovascular Coiling Guangdong Lu, Jaewoo Chung, Jung Cheol Park, Jae Sung Ahn, Byung Duk Kwun, Deok Hee Lee
4. The Woven EndoBridge Device for the Treatment of Intracranial Aneurysms: Initial Clinical Experience within an Australian Population 5. Jay Gajera, Julian Maingard, Michelle Foo, Yifan Ren, Anthony Lamanna, Daniel Nour, Jonathan Hall, Dylan Kurda, David Tan, Shivendra Laloo, Ramon Martin Francisco Bañez, Jeremy Russell, Lee-Anne Slater, Ronil Vikesh Chandra, Winston Chong, Ashu Jhamb, Duncan Mark Brooks, Hamed Asadi
6. Usefulness of Self-Expandable Stent for Recanalization of Intracranial Atherosclerotic Disease: Preliminary Experience with Enterprise Stent Woo Sang Jung, Sam-Soo Kim, Kyung-Yul Lee, Sang Hyun Suh
7. Y Stent Rendezvous to Treat Symptomatic Innominate Artery Stenosis Goran Mitreski, Hamed Asadi, Mark Duncan Brooks
8. Snowballing Technique for High Flow Arteriovenous Fistula: A Technical Note Riyadh Nasser Alokaili, Hesham Riyadh Alokaili, Mohammad F. Badran, Homoud Abdulaziz Aldahash, Shagran M. Binkhamis
8. Subsequent Subarachnoid Hemorrhage from Clinically Unrelated Vertebral Artery Dissection after Thrombolytic Therapy Min-jeong Bae, Sam Yeol Ha
9. Central Venous Reflux, a Rare Cause of Neurological Manifestations in Hemodialysis Patients: A Case Report and Literature Review Francisco Caiza-Zambrano, Carolina Mora Palacio, Silvia Garbugino, Fabio Maximiliano Gonzalez, Marta Bala Biolcati, Miguel Ángel Saucedo, Carlos Rugilo, Mariano Forrester, Fernando Lombi, Manuel Fernández Pardal, Ricardo Reisin, Pablo Bonardo
10. Idiopathic Intracranial Hypertension in Asians: A New Perspective and the Need for Scrutiny Ki Baek Lee, Soo Jeong, Deok Hee Lee

Vol. 17 No 2, 2022

1. Current Status of <i>Neurointervention</i> , the Official Journal of the Korean Society of Interventional Neuroradiology Dae Chul Suh, Sun Huh
2. REACT Aspiration Catheters: Clinical Experience and Technical Considerations Jiahui Li, Marc Ribo
3. Clinical Manifestation and Radiologic Patterns of Spontaneous Cervicocephalic Dissection According to the Anatomic Location: A Single-Center Analysis in Korean Patients Yunsun Song, Sang Ik Park, Pepi Budianto, Boseong Kwon, Dae Chul Suh
4. Trends in Mortality from Hemorrhagic Stroke in Korea from 2012 to 2020 Kwang-Chun Cho, Hasung Kim, Sang Hyun Suh
5. Reversible Symptom Aggravation by Intake of Taurine-Rich Foods in Patients with Venous Congestive Myelopathy: Controlled Case Series Study Dae Chul Suh, Soo Jeong, Yun Hyeok Choi, Su Min Cho, Su Young Yun, A Yeun Son, Young Min Lim, Boseong Kwon, Yunsun Song
6. Transradial Approach for Thoracolumbar Spinal Angiography and Tumor Embolization: Feasibility and Technical Considerations Michael Travis Caton, Eric Robert Smith, Amanda Baker, Christopher Foley Dowd, Randall T. Higashida
7. Retrieval of Displaced Woven EndoBridge Intracardiac Flow Disruptor Using Solitaire Platinum Revascularization Device Ramon Martin Francisco Bañez, Winston Chong
8. Balloon-Assisted Coil Embolization and Balloon Angioplasty for Post Subarachnoid Hemorrhage Vasospasm: Initial Experience with Scepter Mini Balloon Ioannis Ioannidis, Antonis Adamou, Nikolaos Nasis, Marianna Vlychou, Nektarios Poullos
9. Parent Artery Complex Coil Protection for Side-Branched Wide-Neck Aneurysms Keisuke Sato, Hiroshi Aoki, Shinya Jinguji, Hiroki Seto, Tsutomu Kobayashi
10. Delayed Rupture of an Anterior Communicating Artery Pseudoaneurysm Caused by Distal Occlusion Thrombectomy Using a Stent Retriever: A Case Report and Mechanism of Injury Dong-Hyun Shim, Youngrok Do, Jin Kuk Do, Sung Won Youn
11. The Use of a Pipeline Embolization Device for Treatment of a Ruptured Dissecting Middle Cerebral Artery M3/M4 Aneurysm: Challenges and Technical Considerations Robert P. Berwanger, Madeline C. Hoover, John A. Scott, Andrew J. DeNardo, Krishna Amuluru, Troy D. Payner, Charles G. Kulwin, Daniel H. Sahlein

Vol. 17 No 3, 2022
1. Intracranial Artery Stenosis in Young Men Related to Habitual Periodic Cigarette Smoking in a Closed Space: Could It Be a New Syndrome? Dae Chul Suh
2. Physiologic Flow Diversion Coiling Technique for Wide-Necked Aneurysms with an Asymmetric Bidirectional Flow at the Aneurysm Neck Boseong Kwon, Yunsun Song, Yun Hyeok Choi, Dae Chul Suh
3. Safety and Effectiveness of the Novel Catheter 3.0 System for Diagnostic Cerebral Angiography: A Pilot

Study
Boseong Kwon, Ki Baek Lee, Jong-Tae Yoon, Joon Ho Choi, Deok Hee Lee, Yunsun Song
4. National Trends in Medical Costs and Prognosis of Acute Ischemic Stroke Patients in Endovascular Thrombectomy Era: Analysis Using Medical Claim Data in Korea Woo Sang Jung, Kwon-Duk Seo, Sang Hyun Suh
5. Endovascular Treatment of Arterial Steno-Occlusive Lesions in Symptomatic Moyamoya Disease Jae-Chan Ryu, Yun Hyeok Choi, Mi Hyeon Kim, Eun Ji Moon, Youngjin Kim, Boseong Kwon, Yunsun Song, Deok Hee Lee
6. Mechanical Thrombectomy for Acute Ischemic Stroke due to Thrombus in the Pulmonary Vein Stump after Left Pulmonary Lobectomy: A Case Series Yuichiro Tsuji, Ryokichi Yagi, Ryo Hiramatsu, Masahiko Wanibuchi
7. PHIL and Squid Embolization of Cerebral Arteriovenous Malformation: A Retrospective Case Series of 23 Patients Eric Yuk Hong Cheung, Rebecca Yuen Ting Ng, Simon Chun Ho Yu, James Tin Fong Zhuang, George Kwok Chu Wong
8. Double-Balloon-Assisted Coiling for Wide-Necked Posterior Communicating Artery Aneurysms with a Fetal-Type Variant of the Posterior Cerebral Artery: A Case Series Yasuhiko Nariai, Tomoji Takigawa, Akio Hyodo, Kensuke Suzuki
9. Mechanical Thrombectomy for Septic Embolism Secondary to <i>Staphylococcus lugdunensis</i> Bacteremia without Infective Endocarditis: A Case Report Anthony Vinh Phuc Nguyen, Samuel Richard Daly, Buqing Liang, Walter Scherbaum Lesley
10. Endovascular Coiling of Fenestrated Vertebrobasilar Cerebral Aneurysms Millie Liao, Kenneth Huynh, Kurt Cicilioni, Ramachandran Pillai Promod Kumar

Vol. 18 No 1, 2023
1. Thanks to the Reviewers of the <i>Neurointervention</i> Sang Hyun Suh
2. Recent Issues in Medical Journal Publishing and Editing Policies: Adoption of Artificial Intelligence, Preprints, Open Peer Review, Model Text Recycling Policies, Best Practice in Scholarly Publishing 4th Version, and Country Names in Titles Sun Huh
3. Carotid Artery Stenting for Asymptomatic Carotid Stenosis: What We Need to Know for Treatment Decision Jang-Hyun Baek
4. Flow Diverter Treatment for Non-Ruptured Carotid Aneurysms: Efficacy and Safety Orlando López-Callejas, Andres F. Ortiz-Giraldo, Daniela D. Vera, Diego A. Ramirez-Rojas, Ana B. Villamizar-Barahona, Carlos A. Ferreira-Prada, Melquizidel Galvis, Oliverio Vargas-Pérez, Sergio Serrano-Gómez, Adriana Reyes-Gonzalez, Daniel Mantilla
5. Initial Experience Using the New pHLO 0.072-inch Large-Bore Catheter for Direct Aspiration Thrombectomy in Acute Ischemic Stroke

Giuseppe Leone, Massimo Muto, Flavio Giordano, Gianluigi Guarnieri, Antonio Di Donna, Camilla Russo, Daniele Giuseppe Romano, Paolo Candelaresi, Giovanna Servillo, Emanuele Spina, Antonio De Mase, Vincenzo Andreone, Mario Muto
6. Strong Contrast Stagnation of Unilateral Vertebral Artery on Three-Dimensional Black Blood-Enhanced MRI Predicts Acute Medulla Infarction Seong Min Cho, Suh Yeon Park, Hyo Sung Kwak, Seung Bae Hwang
7. AXS Vecta 0.071–0.074 Inch Aspiration Catheters for Mechanical Thrombectomy: Case Series and Literature Review Fabio Settecase, Warren T. Kim, Joey D. English
8. Fully Reversible Contrast-Induced Encephalopathy Mimicking Stroke after Flow Diverter Treatment of Carotid Cave Aneurysm Elie Diamandis, Vanessa M. Swiatek, Daniel Behme
9. Novel Superior Cerebellar Artery Aneurysm Coming from a Superior Cerebellar Artery-Posterior Cerebral Artery Anastomotic Branch Anthony V. Nguyen, Ethan A. Benardete
10. Direct Puncture of the Superficial Temporal Artery in Embolization of a Scalp Arteriovenous Fistula: A Case Report Gregory B. Walker, Alick P. Wang, Jeremiah Hadwen, Undrakh-Erdene Erdenebold, Razmik Bebedjian, Patrick Sullivan, Marlise P. Santos, Chad Chenier, Stephen Karwaski, Katie Caron, Gabriella Varga, Jennifer Lyon, Howard J. Lesiuk, Navraj Heran, Manraj Heran, Aiman Quateen, Brian J. Drake, Eduardo Portela De Oliveira, Mario Kontolemos, Robert Fahed
11. Fracture of a Flow Diverter in the Cervical Internal Carotid Artery Due to Eagle Syndrome Johannes A. R. Pfaff, Friedrich Weymayr, Monika Killer-Oberpflazer

Vol. 18 No 2, 2023
1. Venous Congestive Myelopathy Caused by Spinal Vascular Malformation Dae Chul Suh
2. Management of Adult Unruptured Brain Arteriovenous Malformations: An Updated Network Meta-Analysis Adam A. Dmytriw, Jerry Ku, Sherief Ghazy, Sahibjot Grewal, Nicole M. Cancelliere, Ahmed Y. Azzam, Robert W. Regenhardt, James D. Rabinov, Christopher J. Stapleton, Krunal Patel, Aman B. Patel, Vitor Mendes Pereira, Michael Tymianski
3. A Review of Endovascular Treatment for Posterior Circulation Strokes Sung Hyun Baik, Jun Yup Kim, Cheolkyu Jung
4. The Current Limitations and Advanced Analysis of Hemodynamic Study of Cerebral Aneurysms Kwang-Chun Cho
5. Flow Diverter Treatment Using a Flow Re-Direction Endoluminal Device for Unruptured Intracranial Vertebral Artery Dissecting Aneurysm: Single-Center Case Series and Technical Considerations Dae Chul Suh, Yunsun Song, Sang Ik Park, Boseong Kwon
6. Intra-Arterial Thrombolysis to Improve Final Thrombolysis in Cerebral Infarction Score after Thrombectomy: A Case-Series Analysis

Antonio De Mase, Paolo Candelaresi, Emanuele Spina, Flavio Giordano, Stefano Barbato, Giovanna Servillo, Elio Prestipino, Alessandra Fasolino, Gianluigi Guarnieri, Giuseppe Leone, Massimo Muto, Mario Muto, Vincenzo Andreone
7. Woven EndoBridge Device Migration and Microsnare Retrieval Strategy: Single Institutional Case Reports with Technical Video Demonstration Brandon A. Santhumayor, Timothy G. White, Cassidy Werner, Kevin Shah, Henry H. Woo
8. Obscured Segments of Ruptured Brain Arteriovenous Malformations: Insights from Their Visualization during Emergency Transarterial Embolization Jieun Roh, Seung Kug Baik, Jeong A Yeom, Sang-Won Lee
9. Mechanical Thrombectomy in a 12-Month-Old Infant with Acute Ischemic Stroke Possibly due to Internal Carotid Artery Dissection: A Case Report Leila Afshar Hezarkhani, Saeed Abdollahifard, Mohammad Hossein Mirbolouk, Shohre Hooshmand, Ashkan Mowla, Humain Baharvahdat
10. Adoption of Artificial Intelligence, Preprints, Open Peer Review, Model Text Recycling Policies, Best Practice in Scholarly Publishing: Comment Amnuay Kleebayoon, Viroj Wiwanitkit
11. Reply to the Comment on Adoption of Artificial Intelligence, Preprints, Open Peer Review, Model Text Recycling Policies, Best Practice in Scholarly Publishing: Comment Sun Huh
12. Comparison of Safety and Diagnostic Efficacy of Iohexol 240 mgI/mL, Iopamidol 250 mgI/mL, and Iodixanol 270 mgI/mL in Cerebral Angiography: A Prospective, Multicenter Study Jinwook Baek, Hae Woong Jeong, Young Jin Heo, Suyoung Yun, Myongjin Kang, Byungjun Kim, Eui Jong Kim, Soo Mee Lim, Boeun Lee

Vol. 18 No 3, 2023
1. Proposed Protocols for Artificial Intelligence Imaging Database in Acute Stroke Imaging Minjae Kim, Seung Chai Jung, Soo Chin Kim, Bum Joon Kim, Woo-Keun Seo, Byungjun Kim
2. Endovascular Reperfusion Therapy in Minor Stroke with Neurologic Deterioration beyond 24 Hours from Onset Min A Lee, Byoung Wook Hwang, Sang Woo Ha, Jae Ho Kim, Hak Sung Kim, Seong Hwan Ahn
3. Endovascular Treatment of Symptomatic Basilar Artery Stenosis Jae Ho Kim, Kwang-Chun Cho, Taemin Kim, Sang Woo Ha, Sang Hyun Suh
4. Low Levels of Low-Density Lipoprotein Cholesterol Increase the Risk of Post-Thrombectomy Delayed Parenchymal Hematoma Seoiyoung Ahn, Steven G. Roth, Jacob Jo, Yeji Ko, Nishit Mummareddy, Matthew R. Fusco, Rohan V. Chitale, Michael T. Froehler
5. Rescue Endovascular Treatment to Prevent Neurological Deterioration in Acute Symptomatic Bilateral Vertebral Artery Occlusion Byoung Wook Hwang, Min A Lee, Sang Woo Ha, Jae Ho Kim, Hak Sung Kim, Seong Hwan Ahn
6. Hairball-Like Migration of "Onyx Threads" into the Draining Vein during Transarterial Embolization of a Dural Arteriovenous Fistula: A Case Report and Experimental Validation

Tetsuya Ioku, Tomotaka Ohshima, Mao Yokota, Naoki Matsuo, Shigeru Miyachi
7. Unilateral Oculomotor Nerve Palsy as a Rare Manifestation of Isolated Pre-Communicating Segment of Posterior Cerebral Artery Thrombosis Farid Qoorchi Moheb Seraj, Sajjad Najafi, Hashem Pahlavan, Hossein Organji, Humain Baharvahdat
8. Vertebro-Vertebral Fistula Occlusion Using a Woven EndoBridge™-Device Rasmus Holmboe Dahl, Mohammad Ghasemi-Rad, Vagn Eskesen, Susanne Christiansen Frevert, Christine Sølling, Goetz Benndorf
9. Delayed Migration of Tapered Open-Cell Design Carotid Stent: A Case Report Il Hyung Lee, Taedong Ok, Yo Han Jung, Kyung-Yul Lee, Sang Hyun Suh
10. Ruptured Medullary Hemangioblastoma Mimicking a Craniocervical Junction Dural Arteriovenous Fistula with a Pseudoaneurysm Sangil Park, Boseong Kwon, Deok Hee Lee, Jae-Sung Ahn, Yunsun Song

Vol. 19 No 1, 2024
Thanks to the Reviewers of the <i>Neurointervention</i> Sang Hyun Suh
Asian-Australasian Federation of Interventional and Therapeutic Neuroradiology (AAFITN) Biennial Congress 2023 Hong Kong: A Celebration of 30 Years of AAFITN's Advancements and Remarkable Journey George Kwok Chu Wong
A "Radial Ready" Tricoaxial Setup for Anterior Circulation Mechanical Thrombectomy: Technical Aspects and Preliminary Results Stefano Molinaro, Riccardo Russo, Francesco Mistretta, Gaetano Risi, Umberto Amedeo Gava, Mauro Bergui
Findings of Angiography and Carotid Vessel Wall Imaging Associated with Post-Procedural Clinical Events after Carotid Artery Stenting Sujin Jeon, Heejae Park, Hyo Sung Kwak, Seung Bae Hwang
Cutting Balloon Angioplasty for Severe In-Stent Restenosis after Carotid Artery Stenting: Long-Term Outcomes and Review of Literature Jeong-Yoon Lee, Min-Surk Kye, Jonguk Kim, Do Yeon Kim, Jun Yup Kim, Sung Hyun Baik, Jihoon Kang, Beom Joon Kim, Hee-Joon Bae, Cheolkyu Jung
<i>In Vitro</i> Head-to-Head Comparison of Flow Reduction between Fibered and Non-Fibered Pushable Coils Jong-Tae Yoon, Boseong Kwon, Joon Ho Choi, Sun Moon Hwang, Mihyeon Kim, Sungbin Hwang, Yunsun Song, Deok Hee Lee
Facilitated Retrograde Access via the Facial Vein for Transvenous Embolization of the Cavernous Sinus Dural Arteriovenous Fistula with Isolated Ophthalmic Venous Drainage Meshari AlAli, Boseong Kwon, Yunsun Song, Deok Hee Lee
Endovascular Treatment May Be Effective in Preventing Recurrence of Ischemic Stroke in Vertebral Artery Stump Syndrome: A Case Series Ryo Sakisuka, Takumi Morita, Yuya Tanaka, Shinya Hori, Daisuke Shimo, Naoki Hashimura, Takahiro Kuroyama, Yasushi Ueno
Fatal Femoral Pseudoaneurysm Rupture after Endovascular Intervention: A Case Report and Literature Review Taedong Ok, Kwon-Duk Seo, Il Hyung Lee

Fusiform "True" Posterior Communicating Artery Aneurysm with Basilar Artery Occlusion: A Case Report Ritu Shah, Rashmi Saraf
Intrasaccular Flow Disruptor (Woven EndoBridge) Assisted Embolization of Vertebral Arteriovenous Fistulas Oktay Algin

Vol. 19 No 2, 2024
1. Traditional Thrombus Composition and Related Endovascular Outcomes: Catching up with the Recent Evidence Jang-Hyun Baek
2. Initial Experience with a New Self-Expanding Open-Cell Stent System with Antithrombotic Hydrophilic Polymer Coating (pEGASUS Stent) in the Treatment of Wide-Necked Intracranial Aneurysms Frederik Boxberg, Mohammad Al-Tibi, Katharina Schulz, Heinrich Lanfermann, Martin Schlunz-Hendann, Dominik Grieb
3. Feasibility, Safety, and Efficacy of Endovascular vs. Surgical Treatment of Unruptured Multi-Sac Intracranial Aneurysms in a Single-Center Retrospective Series Lukas Goertz, Marco Timmer, David Zopfs, Kenan Kaya, Carsten Gietzen, Jonathan Kottlors, Lenhard Pennig, Marc Schlamann, Roland Goldbrunner, Gerrit Brinker, Christoph Kabbasch
4. A Novel Training Method for Endovascular Clot Retrieval Using a Portable Vascular Model and Red Film Tetsuya Ioku, Tomotaka Ohshima, Reo Kawaguchi, Naoki Matsuo, Shigeru Miyachi
5. Successful Embolization of a Direct Carotid Cavernous Fistula under Gadolinium-Based Angiography Yan-Lin Li, Sandhya Rai, Peter John Cox
6. Treatment of Traumatic Direct Carotid-Cavernous Fistula with a BeGraft-Covered Stent Farid Qoorchi Moheb Seraj, Sajjad Najafi, Amira Al Raaisi, Mohammad Hossein Mirbolouk, Feizollah Ebrahimnia, Hashem Pahlavan Shamsi, Yousef Garivani, Samira Zabihyan, Ashkan Mowla, Humain Baharvahdat
7. Vessel Wall Imaging in Angiogram-Negative Diffuse Subarachnoid Hemorrhage Reveals a Ruptured Lenticulostriate Aneurysm Huy Quang Phi, Suehyb Ghazi Alkhatib, Scott Bruce Raymond, Omar Aftab Choudhri, Jae Won Song
8. A Case of Severe Delayed Vasospasm after Clipping Surgery for an Unruptured Intracranial Aneurysm Joong-Goo Kim, Chul-Hoo Kang, Jae Jon Sheen, Yunsun Song, Jong-Kook Rhim
9. Endovascular Management of a Ruptured Aneurysm on a Posterior Inferior Cerebellar Artery with Extradural C2-Origin: Case Report and Literature Review Rasmus Holmboe Dahl, Gary Lloyd Horn Jr, Zeyad Metwalli, Shankar Prakash Gopinath, Goetz Benndorf
10. Author Correction: <i>In Vitro</i> Head-to-Head Comparison of Flow Reduction between Fibered and Non-Fibered Pushable Coils Jong-Tae Yoon, Boseong Kwon, Joon Ho Choi, Sun Moon Hwang, Mihyeon Kim, Sungbin Hwang, Yunsun Song, Deok Hee Lee